

Patient Information

How to join a video visit

You can conduct Video Visits with your provider on your mobile device. You will need to be signed up for myUCLAhealth and will need to download the MyChart/Epic mobile application on your mobile device.

Video Visit Patient Workflow

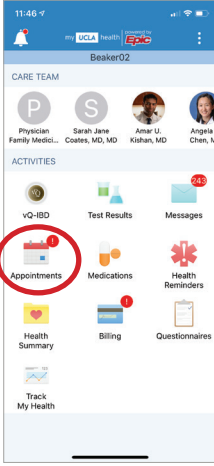
- Schedule a Video Visit with UCLA scheduling.
- Sign up for **myUCLAhealth/myChart**. Create a Username and Password.



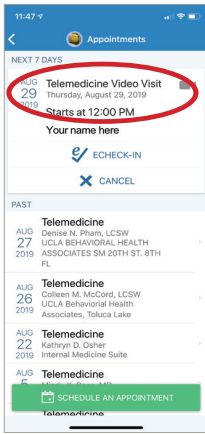
- Download the MyChart/Epic mobile application on your mobile device. (Available on iOS and Android devices)

- You will receive an appointment reminder in your **myUCLAhealth/MyChart** account.
You will receive a reminder text message, if you have opted in to receive text messages.

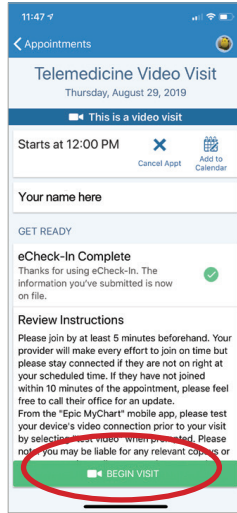
- On the day of the scheduled Video Visit, log into the MyChart app on your mobile device and click on the Appointments section.



- Select your scheduled telemedicine appointment and complete the required eCheck-in. eCheck-in is available 24 hours before your appointment.



- Tap Begin Visit at the bottom of the screen. This button will appear 8 hours before your appointment.



- Conduct the visit with your provider.

