



DEPARTMENT OF
ORTHOPAEDIC
FALL ISSUE • 2021

SURGERY

DEPARTMENT OF
ORTHOPAEDIC
SURGERY
NEWSLETTER

**TABLE OF
CONTENTS**

Chair's Corner • P. 2

Dr. Mauricio Silva • P. 3

Healing the Community • P. 5

Olympic Experience • P. 7

Meet Dr. Feranmi Okanlami • P. 8

Bru[W]ins • P. 15



Photo by Leisa Thompson

THE CHAIR'S CORNER

BY NICHOLAS
BERNTHAL, M.D.

If the last two years have taught us anything, it is the resiliency and ingenuity of the human spirit. An unprecedented virus of unknown origin and a resulting global pandemic were met by scientific rigor, international collaborations, and the innovation of novel vaccines and therapeutics. People found ways to connect, celebrate, and commemorate without physically being together and we have, without doubt, begun a journey of rebuilding a stronger, more just, and more resilient society.



I can think of no more appropriate stories to share in our Fall Issue to honor this ingenuity and resolve than those of Drs. Okanlami and Silva, respectively. While their stories are so different, and so magnificent each in its own right, these gentlemen both represent the best of our community. Dr. Okanlami, a first-generation American of Nigerian descent, an All-American student-athlete at Stanford, and a Yale orthopaedic resident, suffered an unthinkable spinal cord injury in his third year of training. His paralysis led to his seeing the world in a new light, and through tireless resolve, piercing intellect, and unrelenting drive, he has become a leading voice throughout the world in reframing adaptive athletics as inclusive recreational and competitive sports for all. Dr. Silva, a first-generation Colombian-American, grew up as a star student in Bogota during the cartel era. When he and his physician wife passed on prestigious appointments at the most sought-after hospital in Colombia to come to Los Angeles for further training, they embarked on a decade-long journey of recREDENTIALING, retraining, and proving themselves in a system that presented endless barriers. Today, Dr. Silva is a world leader in pediatric fracture management, the Medical Director of our partner Orthopaedic Institute for Children, and the UCLA Orthopaedic Department's Vice Chair for Clinical Operations. I am profoundly proud to call both of these incredible individuals mentors, partners, colleagues, and friends. While their stories inspire, their work is transformative.

So, as we set the clocks back and prepare for the holiday season, let us celebrate the resolve of all in our community. Struggles have been ubiquitous over the past two years but the human spirit remains strong. Let us continue to serve to improve mobility for all- from the fractured bone to the lacerated hand, from the child with cerebral palsy to the teen with bone cancer, from the arthritic hip to the spinal cord injury.

Our department remains committed to being our best for all who walk in our door.

DOGGED DETERMINATION: RESILIENCE BORN IN BOGOTA BENEFITS THE COMMUNITY IN LA

BY MELANIE CALUZA

Growing up in Bogota in the 1980s taught Mauricio Silva how important luck was. He recalls driving to school one morning and passing an intersection where a bomb exploded just minutes later, killing more than 10 innocent civilians and injuring hundreds. "The cartel violence was everywhere, and we learned to be as safe as possible but also to appreciate all of the little aspects of life," Silva says.

The turmoil around young Mauricio Silva pushed him toward medicine. Coming from a long line of engineers, Dr. Silva recalls, "seeing the children who were victims of the guerillas coming with mangled limbs from landmines, it made it clear that helping patients was my calling."

Despite the environment, Dr. Silva trained at the elite Universidad Javeriana- Fundación Santa Fé. One of the premier hospitals in South America, Fundación Santa Fé practices data-driven, high-quality medicine." It taught me that even in challenging surroundings, excellence can be expected," Silva recounts. It provided a blueprint for Silva that he carries to this day.

When Dr. Silva came to the United States with his wife, also a physician, as newlyweds in 1999, they expected to be here for just six months. When his wife decided to pursue additional training, that turned into two years. During that time, the CEO of Orthopaedic Institute for Children (then Orthopaedic Hospital) recognized Dr. Silva's talents and asked him to stay on as a faculty member.

"It was really a challenging decision. We had a very well walked path available in Colombia. The best hospitals, the best neighborhoods, all our family. But we decided we would commit to this adventure, to see what life here in Los Angeles would be like."

It was not easy. Foreign medical graduates are forced to do additional years of training, retake all of the board examinations, and work up through the ranks. Dr. Silva recalls, "for me, what was unique here was the opportunity to work hard and take great care of patients. No one ever told me not to fight for a child's well-being."


"He treated every kid with the care only a perfectionist could offer..."

Dr. Silva began developing a niche as a pediatric orthopaedic trauma surgeon. As the vast majority of children in the state of California are underinsured, many surgeons shied away from their care as reimbursements were low, stakes were high, and malpractice concerns were rampant.

"I saw a population that needed help. Here we were in the United States of America; in Los Angeles, of all places; and children were not being cared for because the economics didn't make sense. I quickly found a purpose."

Dr. Silva built the largest collection of pediatric elbow fractures in the country. He treated every kid with the care only a perfectionist could offer, and he followed them and collected outcomes as only a scientist would. This data formed the backbone of what became Silva's first major contribution to orthopaedic surgery.

Mauricio Silva, MD
Orthopaedic Institute for
Children, Los Angeles
2002



"I realized that many kids were having surgery unnecessarily," Silva recalls. He studied the common type 2 supracondylar elbow fracture, one of the most common injuries in children. These were assumed to require surgery prior to Silva's work but were found to do very well with simple casts in Silva's dataset.

"It led to a revolution in the way we treat children," says UCLA Department of Orthopaedic Surgery Interim Chair Nicholas Bernthal. "From Los Angeles to Dubai, children across the globe are now spared surgery thanks to Dr. Silva's work."

Dr. Silva took the same commitment to children to his administrative roles at Orthopaedic Institute for Children, UCLA's partner institution that provides pediatric orthopaedic care at its downtown campus as well as at Ronald Reagan and Santa Monica-UCLA Orthopaedic Hospital. Silva was in charge of the rebuild of the urgent care center, the surgery center, and the fracture clinic downtown. "Dr. Silva is one of the few leaders who simplifies complex issues: what is the solution that provides the patient and family members the best experience? Strive for that, and all else follows," says Bernthal.

Mauricio Silva, MD
Vice-Chair for Clinical
Operations
UCLA Department of
Orthopaedic Surgery



The Department of Orthopaedic Surgery recognized Silva's talents and recently named him Vice Chair for Clinical Operations. "Dr. Silva brings a unique talent set to the job," Bernthal says. "He pays as close attention to the curtains in the patient room as the placement of the K-wire. It all coalesces into a patient experience of trust, and there is no rest in him until the patient experience is perfect."

Dr. Silva reports that the experiences in Bogota were formative. "I grew up in a time when physicians had to put their own well-being at risk to come to work in spite of all of the violence around them. It's amazing to me that we are, in some odd way, back to that. Our team has been coming to work, treating injuries, deformities, cancers, and illness despite pandemic risks to themselves and their families. I treat my role as Vice Chair for Operations as an honor and a responsibility. I need to create the optimal environment to let these heroes continue to come to work and serve our community."

Bernthal describes Silva with great admiration. "Simply put, I can think of no one who has earned a job more than Dr. Silva. Everything he lays his hands on is done with consummate care. He is a gifted physician - the first call I make when my children are injured - and a brilliant thinker. His perspective is that of one who has seen the world and recognizes how we can focus on what we can control and make it better."

Asked whether he sees added responsibility being one of the few Hispanic leaders in academic surgery, Silva says, "I am honored to represent my native country and my wonderful training at Fundacion Santa Fe. But I am equally honored to represent my hometown of Los Angeles and my partners, mentors and friends at UCLA."

In the end, the focus remains the same - "We need to keep pushing to give every kid the best care. Look them in the eye, hear them out, and give them a chance to flourish. I look at my own children and see them in all of the kids of Los Angeles," Silva said.



HEALING THE COMMUNITY ONE PATIENT AT A TIME

BY KSENIA KURNAKOVA, M.P.H

Commitment to healing patients often takes UCLA Orthopaedic faculty beyond the walls of the UCLA Medical Center into the local and international communities. Our Pediatric division faculty work tirelessly in the community to provide un- and under-insured children with the best orthopaedic care. This generous work is facilitated by the Orthopaedic Institute for Children (OIC) locally and by the World Pediatric Project internationally.

By the numbers, OIC receives 65,000 patient visits annually with 93% of the patients un- or under-insured. In partnership with OIC, UCLA Orthopaedic faculty continues to help children with bone cancer, scoliosis, musculoskeletal injuries, and other conditions to get back to feeling well, playing, and laughing again. We are the largest provider of pediatric orthopaedic care in the Western United States with the mission that includes the goal of providing outstanding care for patients with musculoskeletal disorders regardless of ability to pay.

Internationally, our faculty work with World Pediatric Project (WPP) to help heal children in low-resource countries, where nine out of ten children lack access to basic surgical care. Dr. Rachel Thompson has been traveling with WPP to San Pedro Sula, Honduras, for the past six years and the team's chief surgeon since 2020, with her colleagues, Dr. Anthony Scaduto and Dr. Richard Bowen joining the team in 2020 and 2021 respectively. She reflects on the experience as challenging and rewarding, saying that operating in a resource-limited environment forces you to become more self-sufficient and creative as well as reminds you of the value of team-work, compassion, flexibility, and resilience. Dr. Thompson reflects on meeting patients with very complex problems one day and needing to operate on these patients two days later in the environment with no benefits of advanced imaging or options for implants.

"...the mission that includes the goal of providing outstanding care for patients with musculoskeletal disorders regardless of ability to pay."

This environment, she adds, makes you approach each child's deformity with ingenuity, creativity, and a desire to make him or her better. Dr. Thompson adds that trips to San Pedro Sula remind her why she chose pediatric orthopaedic surgery as her profession, helping children walk without burden, jump and play without pain, and to participate in life to the fullest capacity.

NEW AT UCLA ORTHO: DUAL PORTAL ENDOSCOPIC DISECTOMY

BY MELANIE CALUZA &
KSENIA KURNAKOVA, M.P.H

Dr. Don Young Park successfully performed the first L5-S1 dual portal endoscopic discectomy at UCLA on October 27, 2021. This is the first dual portal endoscopic surgery performed at an academic institution in California and one of the first in the US.

Dr. Park hopes this innovative procedure will further improvements in spine surgery. He adds that "the dual endoscopic techniques open new possibilities by using specialized endoscopic cameras and equipment, resulting in very small incisions. This is the next frontier of minimally invasive spine surgery".



THE OLYMPIC EXPERIENCE: THOMAS KREMEN, M.D.

BY KSENIA KURNAKOVA, M.P.H

Dr. Thomas Kremen currently serves as the chair of USA Swimming's Sports Medicine and Science Committee and has traveled with the US National Swimming team as a team physician for multiple international competitions over the last eight years. This past summer, Dr. Kremen spent four weeks traveling with the US Olympic Swimming team and recalls that the trip was a great experience. The team spent two weeks training in Honolulu and two weeks at the Games in Tokyo. Dr. Kremen stayed at the Olympic village full of the world's best athletes, which, he says, is unbelievable when you take a step back and think about it.

The pandemic created a unique set of circumstances for the 2021 Tokyo Olympics, making the absence of fans, widespread use of face masks, and daily COVID-19 testing the norm. Additionally, there were stringent precautions in the dining hall, including required hand washing, donning of plastic gloves, having food served by staff and walls of plexiglass surrounding each spot at the dining tables.

"The pandemic created a unique set of circumstances for the 2021 Tokyo Olympics"

Dr. Kremen says that despite the pandemic safety protocols, the stadium did not feel empty, because of the energy provided by the athletes watching their teammates from the stands. Unique to this Olympic Games, the athletes and the support staff for each team had to leave the Olympic village within 24-48 hours of their competition ending. Dr. Kremen will not particularly miss sleeping on a cardboard bed but says that the overall experience at the 2021 Tokyo Olympics was fantastic.



MEET: DR. FERANMI OKANLAMI

BY KSENIA KURNAKOVA, M.P.H.

The UCLA Department of Orthopaedic surgery is thrilled to announce our newest faculty member, Dr. Oluwaferanmi Okanlami. Dr. Okanlami will continue his work at the University of Michigan, where he currently oversees the office of Services for Students with Disabilities, two Testing Accommodation Centers, and the Adaptive Sports & Fitness Program while he begins his tenure at UCLA helping to guide the development of an adaptive sports program here as well as serving as an experienced advisor around our efforts in justice, equity, diversity, and inclusion.

**"DR. OKANLAMI IS
PASSIONATE ABOUT
PROVING THAT
DISABILITY DOES NOT
MEAN INABILITY"**

"Dr. O" was born in Nigeria before immigrating to the US at a young age. He earned his MD from the University of Michigan before matching into Orthopedic Surgery residency program at Yale. At the beginning of his third year, Dr. Okanlami experienced a spinal cord injury, which paralyzed him from chest down. After two surgeries and intense rehabilitation, Dr. Okanlami was fortunate to regain some motor function and presently navigates the world as a proud wheelchair user.

Dr. Okanlami is passionate about proving that DISability does not mean INability. He speaks around the country on topics related to EDI, including creating a health system accessible to patients and providers with disabilities. Dr. Okanlami is an advocate for adaptive sports and fitness that allow access to inclusive recreational and competitive sports for everyone.





Q Please tell us how you got involved in orthopaedics and adaptive sports.

A I have been an athlete my entire life, serving as the captain of Stanford University's Track and Field team for my final 2 years of college, and achieving Academic All-American recognition. I then made my way to medical school at the University of Michigan, and matched into Orthopaedic Surgery residency at Yale. It was in my third year at Yale, when I experienced a C6-incomplete spinal cord injury. After two surgeries at Yale I did my inpatient rehabilitation at the Shirley Ryan Ability Lab (formerly the Rehabilitation Institute of Chicago), where I was introduced to adaptive sports. I was surprised that somehow, despite playing sports my entire life, and taking care of individuals with disabilities as an orthopaedic surgery resident, I was not familiar with adaptive sports myself. I remember all of the opportunities that were afforded to me through sports, and was immediately impacted by the fact that individuals with disabilities did not have the same opportunities to participate in sport. Therefore, it became a passion of mine to do what I could to expand access to physical and emotional health and wellness – and all of the other benefits that come with sport – for people with disabilities.

Q We look forward to you joining the Orthopaedic faculty. In your experience, what can we learn from universities and academic medical centers with successful adaptive sports programs?

A Only a few universities currently have successful adaptive sports programs, including University of Alabama, University of Illinois, University of Arizona, and University of Texas Arlington, just to name a few. Then there are programs like Shirley Ryan, Utah Health, Mary FreeBed and Spaulding (Harvard) that are affiliated with health systems. There are virtually no universities, however, that have varsity, club, and recreational levels of adaptive sports. Therefore, not only is this an equity issue, given that students without disabilities have access to all levels of sport and fitness opportunities they choose to engage in, but I also believe that building these various levels of adaptive sports will be instrumental in helping destigmatize disability some, but showing others that individuals with disabilities not only have the same desire, but the same ability to be athletes, at any level. It would be a great step for UCLA to be a national leader in providing these equitable opportunities.

Q How do adaptive sports fit into the broader conversation of justice and equality in our society?

A There are systemic injustices that have plagued our society for years, and many people are now coming to realize the impact things like racism and ableism have had on the health of our nation. There are health disparities that disproportionately impact our minoritized populations, and the growing population of individuals living with disabilities are a group that has been fighting for equality for quite some time. Personally, as a disabled black man in this country, I see this as just another opportunity to dismantle the systemic structures that have been in place that create the "haves" and the "have nots," by demonstrating that everyone deserves to have access to sport and fitness opportunities. While it may feel like a drop in the bucket, it will be one drop that contributes to the broader conversation that is ongoing, and one that UCLA and UCLA Health are uniquely positioned to lead the way in.

Q Can you discuss EDI in sports, including the term “adaptive sports”? Help us understand it better.

A The conversation around EDI in sports tends to focus exclusively on race and/or gender, and seldom includes disability. However, the disability community has been excluded from this conversation for far too long. Fortunately, with the recent decision to have the United States Olympic and Paralympic Committee renamed to include both olympians and paralympians, more attention is being paid to para-sport or adaptive sports. To me, adaptive sports are sports where everyone can participate, regardless of (dis)ability. I do not want them to only be seen as sports designed exclusively for individuals with disabilities. Therefore the goal of our role in adaptive sports is to expand access to adaptive sports for everyone, allowing more people to be physically active. Whether it is an individual with a spinal cord injury, a post traumatic limb amputation, or mobility limiting knee or hip arthritis. While UCLA has had a long-standing recreational adaptive sports program, UCLA Health has not been involved in it. Now is a great time for UCLA Health and the Department of Orthopaedics to get involved and help build a competitive adaptive sports program at UCLA that our physicians can support not only in the same way we already provide sports medicine coverage for other varsity teams, but also by having another option to introduce to our patients who need ways to remain physically active, despite whatever orthopaedic injury or condition they may have.

Q Tell us a little about your family and your interests outside of your profession.

A It has been a blessing to introduce Alexander (Xander), my 10 year old son, to adaptive sports as well, because he has started to articulate things he sees in the world in a way that is different from most of his peers. While he has had a father who is a wheelchair user for the majority of his life, he has also had the opportunity to meet paralympians, to play wheelchair basketball and wheelchair tennis with collegiate adaptive student athletes, and to interact with individuals in the community that have a variety of disability identities. So while I try to “turn it off” at times and just live a “normal” life with my son, enjoying the time we can spend together, living life as a wheelchair user, physician, and father has been an opportunity to teach life lessons to my son in a way that most people never get. So while we try to do the same fun things as other families, like go to the beach, Disneyland, LegoLand, and his own sporting events and musical performances, we never make it far before an issue of accessibility, equity, or inclusion, arises, and I’ve seen it as a blessing to be able to navigate this world with my son at my side.



RESIDENCY PROGRAM


BYKSENIA KURNAKOVA, M.P.H

Our residency program aims to become as diverse as the community we serve. This is an ambitious goal, which will take effort, persistence, and time. The program director, Dr. Nelson SooHoo, and the residency recruitment committee are taking concrete steps to achieve this goal. Here are some of our latest efforts:

- Equity, Diversity, and Inclusion Open House held during the recruitment season to introduce our program to traditionally under-represented candidates.
- Road to Residency Program, led by the UCLA Housestaff. The program supports a diverse pool of students in applying to the residency program.
- Emphasis on the holistic review of candidates.
- Post-match survey to under-represented candidates aimed at understanding the factors leading candidates to apply, interview, and make decisions with respect to our program.
- Diversifying the residency recruitment committee membership.
- Introducing equity, diversity, and inclusion as topics of Grand Rounds.

To learn more about the Residency Program, please visit:

www.uclahealth.org/ortho/our-residents.



ALUMNI SPOTLIGHT

BY MELANIE CALUZA

Dr. Wellington Hsu is an esteemed alumni of the 2007 UCLA Orthopaedic Residency Class, who went on to complete his fellowship in Spine Surgery at the University of Wisconsin in 2008. Dr. Hsu now serves as the Clifford C. Raisbeck, MD, Distinguished Professor of Orthopaedic Surgery at the Northwestern Feinberg School of Medicine, Illinois. In addition, Dr. Hsu serves as the Director of Research for the Musculoskeletal Institute at Northwestern Medicine and holds a faculty appointment at the Department of Neurological Surgery.

Dr. Hsu is widely acknowledged for his contributions to clinical research on orthopaedic care for professional athletes. His research team has developed the Sports Professional Orthopaedic Research Tool (SPORT), utilizing predictive modeling to increase the understanding of the impact of musculoskeletal procedures on clinical outcomes such as game performance. Presently, the Hsu laboratory at Simpson Querrey Institute of Bionanotechnology, Northwestern, focuses on developing novel biomaterials for bone regeneration.



Dr. Hsu works alongside his wife, Erin L. Hsu, PhD., studying stem cell-based therapies, nano-based synthetic matrices, and osteoinductive 3D printable natural materials in order to provide a growth-factor-free bone graft substitute for spinal fusion. Dr. Hsu is an international leader in spine surgery who epitomizes the “triple-threat” surgeon-scientist, as he pushes scientific boundaries, teaches the next generation of caregivers, and provides world-class care.

"Dr. Hsu is widely acknowledged for his contributions to clinical research on orthopaedic care for professional athletes"

Dr. Hsu resides in Chicago, Illinois with his wife Dr. Erin Hsu, and their four children. Often unnoticed because of his notable scientific accomplishments, Dr. Hsu is widely remembered here on campus as the captain of the most successful co-Ed flag football team in department history. While he will likely not get his statue up next to that of John Wooden, his co-residents report that his grit, intensity, and preparedness are legendary.

Five Ortho Facts:

Who's on your OR playlist?

"Tropical House"

Favorite snack between OR cases?

2 hard-boiled eggs

Top 3 things you do to cope with stress from the OR:

Playing golf, thinking about golf, traveling to play golf

What would you hope to see in Ortho in the next 5 years?

The UCLA orthopaedic surgery program ranked #1 in the country

If you weren't in Ortho, what would you be? (Either different career or specialty)

Computer science

GRANT SPOTLIGHT T32

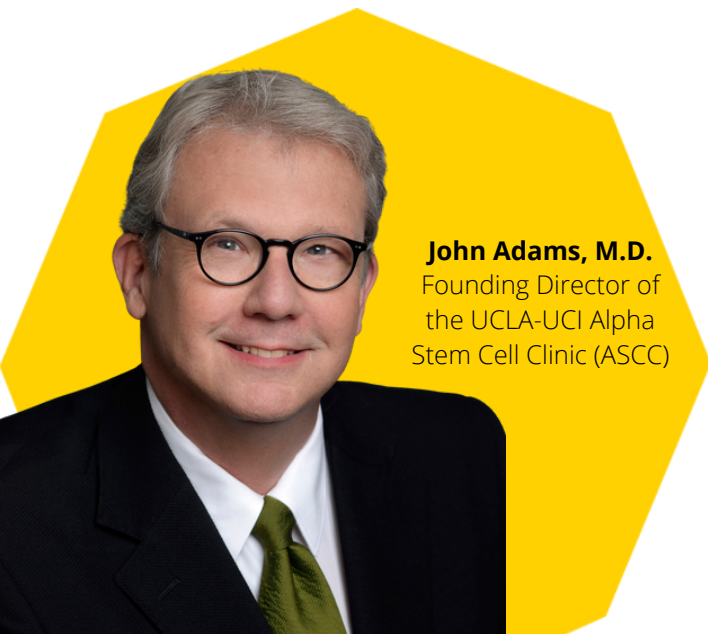
BY KSENIA KURNAKOVA, M.P.H.

The Orthopaedic Research Team is proud to announce the renewal of the prestigious T32 postdoctoral training program grant, funded by the National Institutes of Health (NIH). The initial funding was received under the leadership of John Adams, M.D., and Karen Lyons, Ph.D. The grant is now co-principled by Dr. Adams, Dr. Lyons, and Dr. Nicholas Bernthal, and was renewed with an outstanding score for an additional five-year cycle, taking the grant and its five annual training positions through 2026.

**"THE GRANT IS CRITICAL TO
FULFILLING THE NEED TO TRAIN
THE NEXT GENERATION OF
ACADEMIC ORTHOPAEDIC
SURGEONS"**

The grant continues to support the "Regenerative Musculoskeletal Medicine Training Program" and uses a combination of didactic and hands-on tools to provide trainees with experience of conducting independent research and operating in multi-disciplinary teams of scientists. The program, with the help of UCLA Clinical and Translation Science Institute and the Broad Stem Cell Research Center at UCLA, prepares trainees to become independent scientists operating within multidisciplinary teams. The program also supports trainees in learning to translate the research findings into patient care settings. Trainees receive mentorship from a dedicated group of 45 extramurally supported training faculty with diverse backgrounds in medicine, engineering, dentistry, and other disciplines.

The grant is critical to fulfilling the need to train the next generation of academic orthopaedic surgeons. It allows the department to provide qualifying Ph.D., M.D., and M.D./Ph.D. postdoctoral fellows with up to two years of mentored training experience, including salary, travel and tuition support, and repayment of medical school loans. This funding is another step in the department training world-class surgeon-scientists and UCLA Orthopaedic Surgery looks forward to continuing to support our trainees through the renewed grant.





DONOR SPOTLIGHT JEAN-MARC CHAPUS

BY MELANIE CALUZA

Jean-Marc Chapus was born and raised in New York. Both of Jean-Marc's parents were first-generation college graduates, and consistently emphasized the importance of education as a pathway to success. Jean-Marc heeded these words of wisdom and pursued both an AB and MBA from Harvard University. On a traveling scholarship abroad, Jean-Marc wandered into a presentation by a wall street banker and found himself captivated by the interplay between ingenuity, problem-solving, and creativity. He followed this passion into finance as an investment banker, then rose to Managing Director of the TCW Group, and finally, became the Founder and Managing Partner of Crescent, offering credit solutions to group industries and private equity-led acquisitions worldwide.

Jean-Marc was introduced to health care by the tireless work of his mother, a nurse, and through a college friend, who invited him to observe her father's surgeries. He became interested in supporting our Department after hearing a presentation that emphasized our commitment to push the frontiers of musculoskeletal care while ensuring equitable access for all. Much like the banker's presentation that inspired his career path, Jean-Marc acted on his instinct and contacted Dr. Bernthal to see how he could get involved. Over the years, Jean-Marc has been a foundational supporter of the Department's international program in Ethiopia as well as of the sarcoma program.

Jean-Marc attributes his career success to a commitment to hard work and being present in the moment. These traits continue to serve as guideposts to this day. Jean-Marc is "proud to witness the transformation of the Department over the years and delighted to be part of progress."

BRU[w]INS



Dr. Sassoon's appointment to the Diversity Advisory Board (DAB) for the American Association of Hip and Knee Surgeons (AAHKS)

September 2021

Dr. Adam Sassoon was appointed to the Diversity Advisory Board (DAB) for the American Association of Hip and Knee Surgeons (AAHKS). The goal of the Board is to increase diversity among AAHKS membership, build mentorship programs for under-represented students, residents, fellows, and attending surgeons, and prepare diverse leaders and members of AAHKS by providing a venue for academic and personal growth in total joint arthroplasty.

www.aahks.org/diversity-advisory-board

Dr. Nelson SooHoo and Dr. Akash Shah received a grant through Oracle for Research

July 20, 2021

Dr. Nelson SooHoo and Dr. Akash Shah received a grant from the Oracle in Research program for the development of risk calculators to predict outcomes after hip and long bone fractures. The grant provides enhanced storage and computational resources to facilitate development of predictive models. The calculations will help predict major perioperative complication, re-operation, re-admission risks.



Sharon Hame, M.D. & Kodi Azari, M.D. Operation Mend Veterans' Day Parade

November 11, 2021

Dr. Sharon Hame and Dr. Kodi Azari marched in the NYC Veterans' Day 2021 parade for Operation Mend. Dr. Hame and Dr. Azari, in partnership with other UCLA Health providers, continue to help heal visible and invisible wounds of many veterans seeking care through Operation Mend. Operation Mend has been providing free care to veterans since 2007. Dr. Hame and Dr. Azari coordinate orthopaedic care for veterans seeking treatment at our department, with Dr. Hame seeing most patients needing musculoskeletal care. The UCLA Department of Orthopaedic Surgery is proud to support and give back to those, who have given so much to our country.

www.uclahealth.org/operationmend/



UCLA Ortho in the News

Nick Shamie, M.D. featured in:

Becker's Spine: 10 Spine Surgeons to Know
October 20, 2021

www.beckersspine.com/spine/item/52890-10-spine-surgeons-to-know.html

Rachel Thompson, M.D. featured in:

UCLA Health Blog: For kids with cerebral palsy, removing anxiety from trips to the doctor

August 30, 2021

www.connect.uclahealth.org/2021/08/30/for-kids-with-cerebral-palsy-removing-anxiety-from-trips-to-the-doctor/

Nelson SooHoo, M.D. featured in:

Healio: Innovations and renewed interest emerge regarding Lapidus bunion correction

March 16, 2021

www.healio.com/news/orthopedics/20210315/innovations-and-renewed-interest-emerge-regarding-lapidus-bunion-correction

Awards

Thoms Kremen, M.D.

Traveling Fellowship: American Orthopedic Society for Sports Medicine selected Dr. Thomas Kremen as its traveling fellow. The fellowship offers a unique four-week experience of visiting five sports medicine centers around the world to exchange knowledge of the treatment of sports medicine injuries.
November 1, 2021

www.sportsmed.org/aossmimis/Members/Education/Traveling_Fellowship.aspx

Selected Publications

Nicholas Bernthal, MD

Nature Communications: Antimicrobial coating for orthopedic implants prevents dangerous infections

Authors: Tatiana Segura, PhD; Nicholas Bernthal, MD, PhD. Published in the journal Nature Communications. Funded by the National Institute of Arthritis and Musculoskeletal and Skin Diseases.

www.eurekalert.org/news-releases/928826.

Bruno Peault, MD

Springer: Pericytes, Methods and Protocols

Editor: Bruno M. Peault, PhD. Includes cutting-edge methods and protocols, provides step-by-step detail essential for reproducible results, contains key notes and implementation advice from the experts.

link.springer.com/book/10.1007/978-1-0716-1056-5

Kristofer Jones, MD

Orthopaedic Journal of Sports Medicine: Current Perceptions of Diversity Among Head Team Physicians and Head Athletic Trainers: Results Across US Professional Sports Leagues

Authors: Authors: Anthony J Wiggins , Obiajulu Agha , Agustin Diaz , Kristofer J Jones, Brian T Feeley , Nirav K Pandya

www.ncbi.nlm.nih.gov/pubmed/34660831

Thomas Kremen, MD

American Journal of Sports Medicine: The Reliability of 3-T Magnetic Resonance Imaging to Identify Arthroscopic Features of Meniscal Tears and Its Utility to Predict Meniscal Tear Reparability

Authors: Authors: Jason C Strawbridge, Grant G Schroeder, Ignacio Garcia-Mansilla, Amit Singla, Benjamin D Levine, Kambiz Motamedi, Kristofer J Jones, Thomas J Kremen Jr.

pubmed.ncbi.nlm.nih.gov/34726983/



IN MEMORIUM: HARLAN AMSTUTZ, M.D.

BY NICHOLAS BERNTHAL, M.D.

Dr. Amstutz was a passionate orthopaedic surgeon who was world-renowned for his innovation in joint replacements. He served as Chair of the UCLA Department of Orthopaedic Surgery from 1970-1989.

Born in Santa Monica, Harlan Amstutz stayed local for college and attended UCLA as an undergraduate student-athlete on the varsity basketball team. He continued his education here in Westwood as a medical student, graduating in 1956. He completed an orthopaedic residency at the Hospital for Special Surgery in New York and went on to an N.I.H funded fellowship at the Royal National Orthopaedic Hospital in London. Dr. Amstutz then proudly served in the United States Air Force from 1961 to 1963. Dr. Amstutz served on the faculty of HSS from 1965-1970 to, before returning to UCLA lead the Department of Orthopaedic Surgery in 1970.

Over the next 40 years, Dr. Amstutz had a career that is nearly unparalleled in influence and accomplishment. He is widely credited as the father of surface replacement hip arthroplasty, he started the UCLA Clinical Evaluation Unit (CEU) to look at outcomes of surgical procedures, and he founded the bioengineering laboratories and the Ph.D. program in Biomedical Engineering at UCLA. He authored or co-authored 335 refereed journal articles, over 500 abstracts, and 75 chapters. He has over 1000 national and international presentations and 76 invited lectureships, as well as holding 13 patents. Dr. Amstutz was elected to the Royal College of Surgeons in England (one of only seven American orthopaedic surgeons), was named the 2010 Distinguished Alumnus of HSS in 2010, was the President of the ORS (1973), the ABOS (1984), the AOA (1992), the Hip Society (2000), and was an ABC Traveling Fellow in 1970. He won the John Charnley Award six times (1977, '84, '90, '94, '00, '06). His pioneering work in our field left an indelible mark on our department and countless patients, here and abroad.


After an illustrious career as an academic orthopaedic surgeon spanning over 5 decades, Dr. Amstutz retired to Hawaii. He was active working on orthopaedic science with members of our faculty until just last month. He leaves his legacy with his wife Patti and their children, Julie, Mark, and Catherine. Please join us in wishing his family our deepest condolences.

UPCOMING EVENTS

**AAOS 2022 ANNUAL
MEETING- CHICAGO
MARCH 22-26, 2022**

**CLASS OF 2022
RESIDENT GRADUATION
JUNE 2, 2022**

Show us your Bru[W]ins! 



We want to hear from you!

Every issue as we will highlight leading-edge Ortho care and research, we'd like the opportunity to showcase the honors and awards of individuals from our Ortho Team.

This invite is extended to every Ortho Team member. We'd like a chance to celebrate with you! Please email your latest accomplishment or award and a brief description to Melanie Caluza.

You're also welcome to send us the accomplishments of others on our Ortho Team that you'd like to celebrate.

Friends and Colleagues,

Ranking systems are notoriously fickle and often flawed. Despite that, I am deeply proud to let you know that our Department has ranked #5 in the nation in orthopaedics this year in the US News & World Report. This represents the first time our program has cracked the top 5 and is a major factor in UCLA Health moving up to the #3 hospital in the nation.

We work here to provide world-class care for our patients, push scientific boundaries, and train the next generation of orthopaedic leaders. In a year that challenged us in so many ways, it carries special meaning to be recognized for achieving our missions.

Our work is not done, as there is much to do. But tonight, I hope everyone takes a moment to stop and take a deep breath. Each and every one of us has a hand in this success. Celebrate a job well done.

I am proud to say, we are UCLA Orthopaedics.

Sincerely,
Nick

Nicholas M. Bernthal, MD, FAOA
Interim Chair and Executive Medical Director
Jeffrey J. Eckardt Endowed Chair
Department of Orthopaedic Surgery
David Geffen School of Medicine at UCLA



UCLA Health

**Nationwide
2020-2021
U.S. News
Honor Roll
Ranking**

UCLA Health
Orthopaedics

**Nationwide
2020-2021
U.S. News
Honor Roll
Ranking**

