

Patient Information

How to join a video visit

You can conduct Video Visits with your provider on your mobile device. You will need to be signed up for myUCLAhealth and will need to download the MyChart/Epic mobile application on your mobile device.

Video Visit Patient Workflow

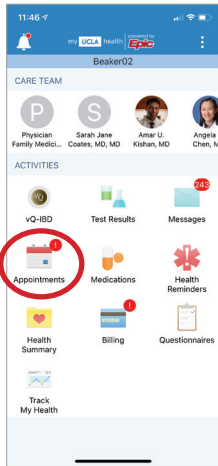
1. Schedule a Video Visit with UCLA scheduling.
2. Sign up for **myUCLAhealth/myChart**. Create a Username and Password.



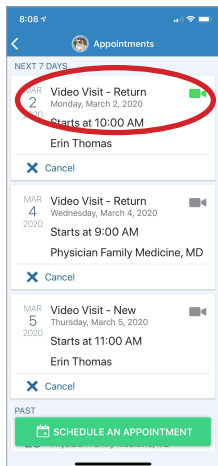
3. Download the MyChart/Epic mobile application on your mobile device. (Available on iOS and Android devices)
4. You will receive an appointment reminder in your **myUCLAhealth/MyChart** account.

You will receive a reminder text message, if you have opted in to receive text messages.

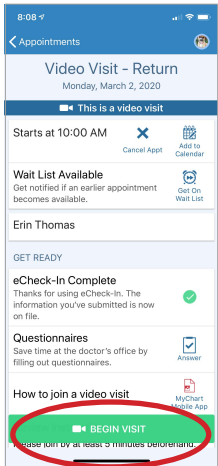
5. On the day of the scheduled Video Visit, log into the MyChart app on your mobile device and click on the Appointments section.



6. Select your scheduled telemedicine appointment and complete the eCheck-in.



7. Complete the eCheck-in consent, once completed, tap **Begin Visit**, at the bottom of the screen.



8. Conduct the visit with your provider.

