

Cornerstone Training Guide Online Curriculum

Introduction

In this scenario, learners will complete an online curriculum.

1. From the UCLA Health Nursing Website, click **Log into Cornerstone**.

Note: The Cornerstone URL is:
<https://uclahealth.okta.com/app/cornerstone/exk1niet55G2vraw82p7/sso/saml>

Cornerstone Learning Management System (LMS)


Cornerstone Learning Management System is a software application for the administration, tracking, reporting and delivery of educational courses and trainings.

Training Resources for Cornerstone

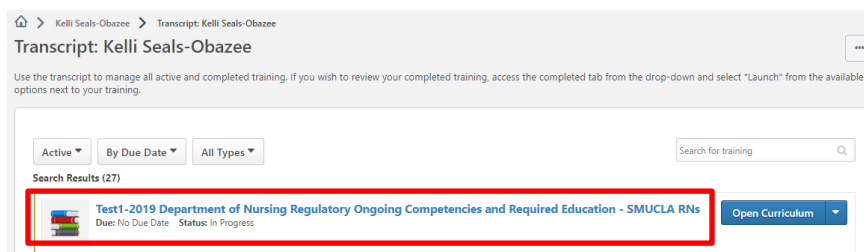
- [Log Into Cornerstone >>](#)
- [Frequently Asked Questions \(FAQs\)](#)
- [Introduction to Cornerstone \(Approx. 6 minutes\)](#)

2. Enter your AD Username and password. Click **Sign In** to continue.

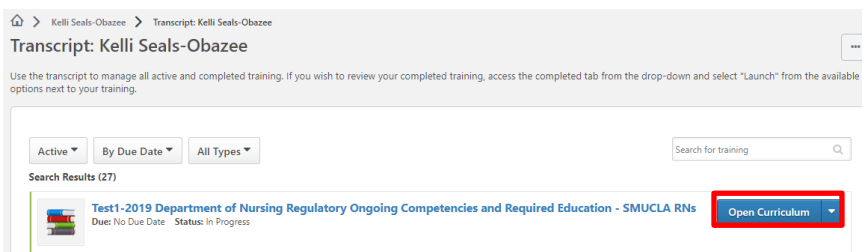
3. From the Welcome Page, click the **My Transcript** icon.



4. Find the desired **Curriculum** on your active transcript.

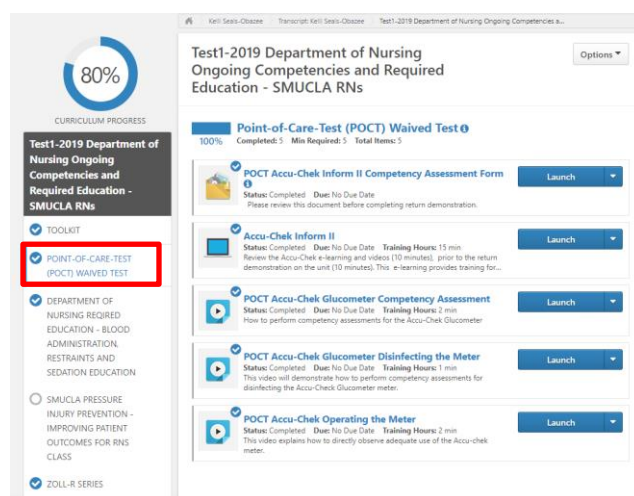


5. Click **Open Curriculum**.



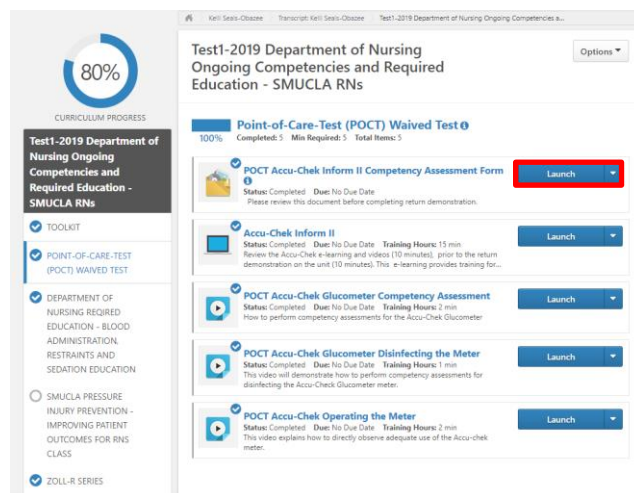
6. From the Curriculum Progress Menu, click on each **Training Section** to view all of the Online Learning Object(s) assigned to that topic.

Note: The Curriculum Player advances with each completed training.



7. Click **Launch** to complete each Online Learning Object.

Note: Ensure that pop-up blockers are disabled.



8. The Curriculum Player reaches 100% when all required Online Learning Objects are complete.

Note: The Ongoing Competencies and Required Education for SMUCLA will not reach 100% until the employee has completed the Improving Patient Outcomes course.

9. The Curriculum Player saves your progress. Online Learning Objects do not have to be completed in one sitting.

The screenshot displays a curriculum progress dashboard. At the top left, a circular progress indicator shows 100% completion, labeled 'CURRICULUM PROGRESS'. Below this, the main title is 'Test1-2019 Department of Nursing Ongoing Competencies and Required Education - RRUCLA & RNPH RNs'. A notice states: 'All required competencies and education are due on or before June 30, 2019. The 2019 Ongoing Competencies and Required Education Summary Overview and Validation forms are located in Toolkit Section of the curriculum.'

The dashboard lists several categories, each with a 100% completion status and a 'View Details' button:

- Toolkit**: Completed: 2, Min Required: 2, Total Items: 2
- Point-of-Care-Test (POCT) Waived Test**: Completed: 5, Min Required: 5, Total Items: 5
- Department of Nursing Required Education - Blood Administration, Restraints and Sedation Education**: Completed: 1, Min Required: 1, Total Items: 1
- RRUCLA & RNPH NDNQI Pressure Ulcer Training**: Completed: 1, Min Required: 1, Total Items: 1
- Zoll-R Series**: Completed: 1, Min Required: 1, Total Items: 1

On the left side, a sidebar lists the following categories with checkmarks indicating completion:

- TOOLKIT
- POINT-OF-CARE-TEST (POCT) WAIVED TEST
- DEPARTMENT OF NURSING REQUIRED EDUCATION - BLOOD ADMINISTRATION, RESTRAINTS AND SEDATION EDUCATION
- RRUCLA & RNPH NDNQI PRESSURE ULCER TRAINING
- ZOLL-R SERIES