






To find the next BruinBus:

-  www.bruinbus.ucla.edu
-  310.954.0017
-  text "nbus ucla 00*" to 41411

* = two digit stop number

COMPLIMENTARY SHUTTLE
WITH REAL-TIME BUS ARRIVAL INFORMATION

CAMPUS EXPRESS		
Northbound	Southbound	
1 Weyburn Terrace	Macgowan Hall	6
2 Parking Lot 36	Murphy Hall	7
3 NPI/Wasserman	Molecular Sciences Bldg	8
4 Parking Structure 2	Gonda Research Ctr	9
5 Murphy Hall Faculty Center	Medical Plaza	10
6 Macgowan Hall	Weyburn Terrace	1

Mon-Fri: 7:00 a.m. - 7:00 p.m.**
Continuous service arriving at stops approx. every 8 - 10 mins.

WILSHIRE CENTER EXPRESS		
Northbound	Southbound	
11 Wilshire Center	Parking Structure 2	8
8 Parking Structure 2	Gonda Research Ctr	9
	Medical Plaza	10
	Wilshire Center	11

Mon-Fri: 7:30 a.m. - 6:30 p.m.**
Continuous service arriving at stops approx. every 8 - 10 mins.

** Note reduced hours of operation: 7:30 a.m. - 6:00 p.m. during summer, winter and spring breaks

WEYBURN EXPRESS		
Northbound	Southbound	
1 Weyburn Terrace	Murphy Hall	7
7 Murphy Hall	Weyburn Terrace	1

Mon-Fri: 7:30 a.m. - 10:30 a.m.***
3:30 p.m. - 6:30 p.m.
Continuous service arriving at stops approx. every 15 - 20 mins.

*** No service during summer, winter and spring breaks



 Parking & Info Kiosk

 FlyAway Stop



Scan this QR code on your smartphone app to find the next BruinBus

UCLA Fleet and Transit
310.825.2963