

# REPORT OF THE 368TH CELL EXCHANGE

OCTOBER 3, 2012

## B-cell line Exchange

B-cell Line	477-478
Serum	1097-1100
DNA Extract	557-560
Cells	1469-1472

We wish to acknowledge the collaboration of **Fu-Meei Robbins, National Institutes of Health, Bethesda**, in providing the challenging

cells typed in the Cell Exchange, including the DRB1\*null-DRB5\*positive cell originally obtained from **Nancy Goeken, University of Iowa, Iowa City**.

**Ter 477.** This Caucasian cell was RXT, also known as RXT796387, described by Robbins et al. as a cell that “carried the DRB5\*01:01 allele yet did not carry the expected associated DRB1 allele, e.g. DRB1\*15, DRB1\*16, or DRB1\*01” (1). This cell was previously typed as Ter 352 (2004) and Ter 402 (2007), as correctly identified by Fort, Hahn, Lopez-Cepero, Mah, Rao, Stamm, and Tilanus.

DRB5\*01 was reported by 81% in this present typing, with 71% assigning DRB5\*01:01. As in the previous studies of this cell, the absence of a second DRB1 type despite the presence of DRB5 was noted by a number of laboratories (Clark, Colombe, Costeas, Daniel, Eckels, Rubocki, Tilanus, Turner).

DRB1\*03:01 was detected by 51% as the sole DRB1 type.

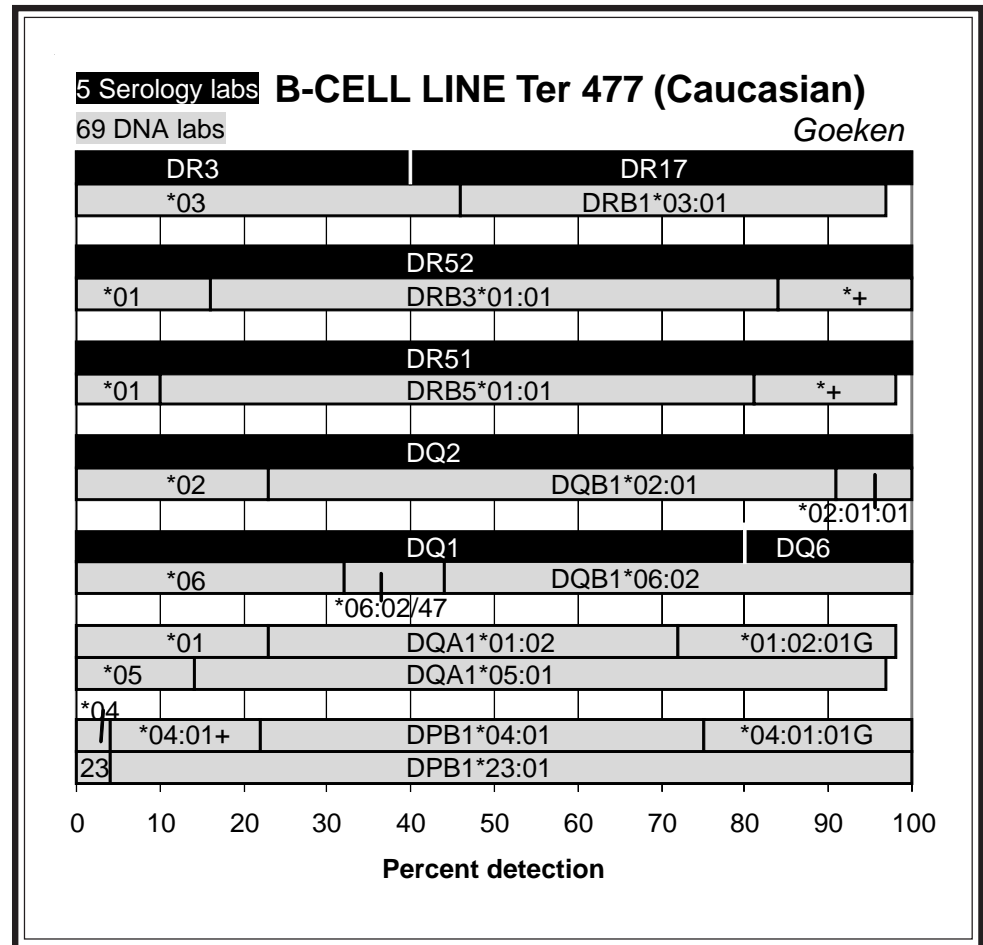
DQB1\*02:01 was reported by 77%. The other DQB1 allele was DQB1\*06:02, which was assigned by 56%. A number of labs, 12%, were unable to distinguish DQB1\*06:02 from DQB1\*06:47.

The likely haplotypes in this cell were DRB1\*03:01-DRB3\*01:01-DQB1\*02:01-DQA1\*05:01 and DRB1\*null-DRB5\*01:01-DQB1\*06:02-DQA1\*01:02. Based on typical HLA-DR/DQ associations, Robbins et al. remarked that “it is likely that the DRB1\*null haplotype carries DQA1\*0102 and DQB1\*0602 alleles. These alleles are usually found in association with DRB1\*1501 or DRB1\*1503 alleles.” The investigators described this same DRB1\*null haplotype as being found in two other cells from Caucasian donors. The unusual DR/DQ linkage disequilibrium present in this cell was also noted by Fort.

DPB1\*04:01 was detected by 54%. DPB1\*04:01:01G was reported by 25%, with 7 labs assigning DPB1\*04:01:01/\*126:01. Other ambiguities reported were DPB1\*04:01/\*120:01, \*04:01/\*121:01, and \*04:01/\*134:01, which were denoted as 'DPB1\*04:01+' (18%).

DPB1\*23:01 was well typed by 96%.

DPA1\*01:03 was reported by Charron, Eckels, Hanau, Kamoun, Lee, Lo, Lopez-Cepero, Mah, and Stamm.



**Ter 478.** This cell from a Caucasian individual was previously typed as Ter 392 (2007), as correctly identified by Fort, Hahn, Lopez-Cepero, Mah, Stamm, and Tilanus.

DRB1\*01:01 (61%) and DRB1\*03:01 (52%) were the DRB1 types.

DQB1\*03:01 and DQB1\*05:01 were detected by 52% and 58%, respectively.

DQA1\*01:01 was reported by 74%, with 40% of the labs assigning DQA1\*01:01/04/05, denoted as DQA1\*01:01:01G.

The assignment of the second DQA1 type was less conclusive. DQA1\*05:01 was reported by 14%, much lower than the detection level of

83% for the standard DQA1\*05:01 in Ter 477. DQA1\*05:05 was reported by 6%, but it was notable that DQA1\*05:05/09 was assigned by 34%. Kamoun and Gandhi observed that the results for DQA1\*05 varied between SSO and SSP.

The presence of a new DQA1\*05 allele was noted by Kamoun and Tilanus. Tilanus commented on this new variant in the previous 2007 typing, saying that the new DQA1\*05 allele differed from DQA1\*05:05 by a single nucleotide substitution at codon -13 (ACC->GCC), resulting in an amino acid change from threonine to alanine. Also, in comparison with DQA1\*05:01, Tilanus noted that there were 2 nucleotide substitutions, at positions 585 (C->A) and 672 (A->G), with no amino acid change, therefore postulating, "the new allele could be a combination of the 5' part of DQA1\*05:01 and the 3' part of DQA1\*05:05."

Furthermore, Tilanus noted the unusual combination of DRB1\*03:01:01 with DQB1\*03:01:01, stating "DRB1\*03:01:01 is highly associated with DQB1\*02:01 and DQB1\*05:01, whereas DQB1\*03:01 can be associated with DQA1\*05:05. Therefore, our hypothesis is that the new DQA1 allele originates from a recombination between haplotype DRB1\*03:01/DQA1\*05:01/DQB1\*02:01 and DRB1/DQA1\*05:05/DQB1\*03:01. For the DRB1 allele different possibilities exist, since there are more allele groups that have DQA1\*05:05/DQB1\*03:01 (\*08, \*11, \*12, \*13)...the breakpoint can be located somewhere between position 31 and 585." (Figure 1)

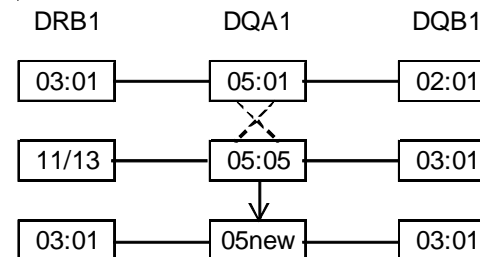
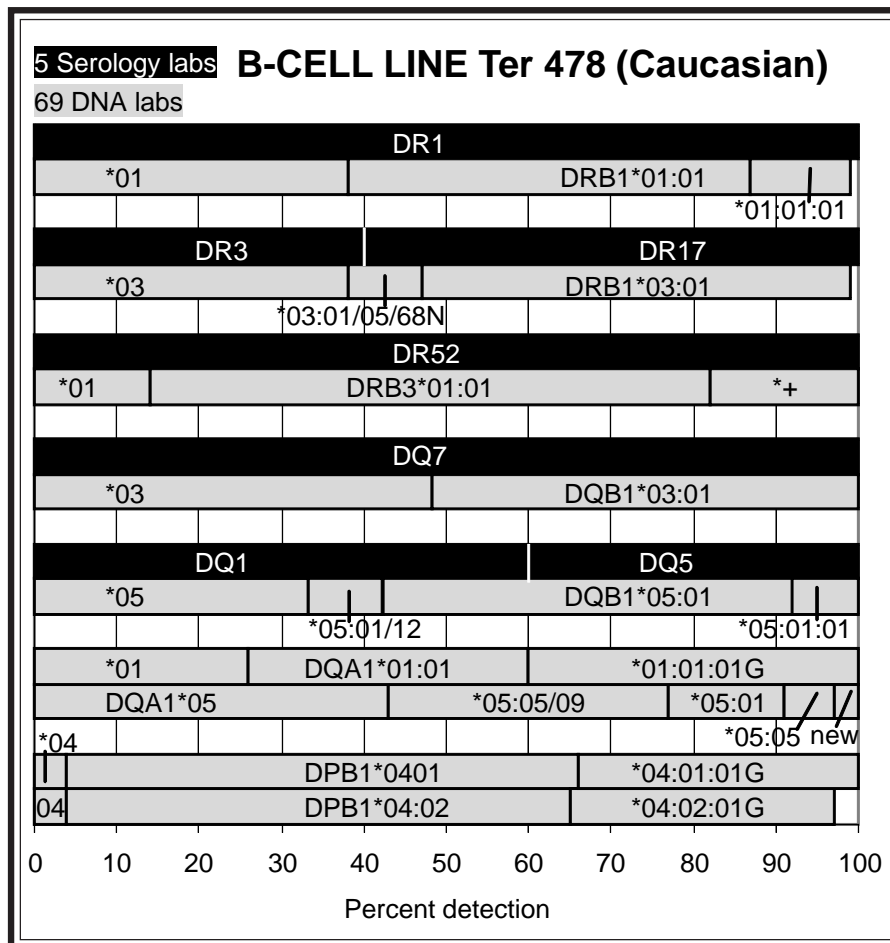


Figure 1: Possible recombination event as origin of the new DQA1 allele. From Tilanus, University Hospital Maastricht, Maastricht, 9/3/12.

The probable haplotypes in this cell were DRB1\*01:01-DQB1\*05:01-DQA1\*01:01 and DRB1\*03:01-DRB3\*01:01-DQB1\*03:01-DQA1\*05.

DPB1\*04:01 was assigned by 58%. Another 34% reported DPB1\*04:01:01G, with 7 labs assigning DPB1\*04:01/\*126:01. DPB1\*04:02 (61%) was the other DPB1 type. DPB1\*04:02/\*105:01 was reported by an additional 25% and denoted as DPB1\*04:02:01G.

DPA1\*01:03 was assigned by Charron, Eckels, Kamoun, Lee, Lo, Lopez-Cepero, Mah, and Stamm.

## Serum Exchange

This month's antibody study featured 4 samples (sera 1097-1100) strongly positive to A10 specificities. Samples previously studied with similar

reactivity were #1001-#1004 (2009) and #1057-#1060 (2011).

**Serum 1097** was reported by all methods to be strongly positive to A25 and A26. Additional strong reactivity to A34, A66, and other A-locus antigens (A1, A11, A36, A19), as well as to B5 (B51, B52) were detected by various

methods. Luminex also reported strong reactions to A3, A43, A28, A74, and A80, in addition to a number of 5C specificities (B35, B49, B52, B53, B63, B70, B75, B78).

1097	method	#labs	A25	A26	A34	A66	A11	B51	A1	A29	A31	A33	A30	A36	B52	A74	A43	A68	A69	A80	A3	B35	B63	B78	B49
<b>green</b>	NIH-Std	4	75	75	50	75		50																	
	NIH-Ext	3	100	100	67		67	67			67	100													
	AHG	5	80	80	80	80	40	60	40	60	40	60	40	40	40	40									
	Luminex	34	97	94	97	79	76	94	91	85	88	94	88	91	91	88	94	91	88	88	88	91	91	91	88
	Flow	2	100	100			100		100	100	100														
	ELISA	3	100	67	67	100	67	67	100	67		67	100	67	67										

1097	method	#labs	B53	B71	B72	B75	B62	B77	B56	B57	B58	B59	B50	B46	Cw9	Cw10	A32	B38	B64	B65	A1101	A1102	A6601	A6602
<b>green</b>	NIH-Std	4																						
	NIH-Ext	3																						
	AHG	5																						
	Luminex	34	88	88	85	88	85	88	79	79	76	79	76	71	79	76	47	44	38	41	18	21	29	29
	Flow	2																						
	ELISA	3																						

For **Serum 1098**, all methods reported strong reactivity to A25 and A26. Strong anti-A11 reactions were reported by labs using antiglobulin, Luminex, Flow, and ELISA. Additional reactivity to A66 was detected by antiglobulin,

Luminex, and ELISA. Luminex and ELISA also detected A1, A2, and A36. Luminex reported strong reactivity to A34, A28, A43, B12, B17, B76, and B82 as well.

1098	method	#labs	A25	A26	A66	A11	A2	A1	A36	A43	A34	A68	A69	B44	B45	B76	B57	B58	B82	B73	B37	A30	A32	A33	A80	Cw6	Cw7	Cw18	A6601	A6602	A1101	A1102
<b>orange</b>	NIH-Std	4	75	75																												
	NIH-Ext	3	100	100																												
	AHG	5	80	100	60	80	40																									
	Luminex	33	97	100	85	88	94	88	73	97	91	88	76	94	97	91	88	82	79	55	52	52	36	36	42	33	42	48	27	30	21	21
	Flow	2	100	100		100																										
	ELISA	3	100	100	100	100	67	100	67																							

1099	method	#labs	A25	A26	A34	A66	A33	A29	A68	A11	A30	A31	B51	A1	A2	A3	A36	A43	A69	A80	A74	B57	B58	B62	B75	B71
<b>purple</b>	NIH-Std	4	75	100		50	50		50																	
	NIH-Ext	3	67	100	67		100																			
	AHG	5		60	40	40	40	40	40																	
	Luminex	34	100	100	97	79	97	94	97	79	91	91	74	91	94	94	88	88	88	88	85	97	94	82	85	76
	Flow	2	100		100			100		100		100														
	ELISA	3	100	100	100	100		100	67	67	67		67													
1099	method	#labs	B72	B35	B53	B77	B78	B46	B52	B18	B39	B64	B37	B63	B48	B65	B49	A32	B38	B50	A6601	A6602	A24	B54	B27	
<b>purple</b>	NIH-Std	4																								
	NIH-Ext	3																								
	AHG	5																								
	Luminex	34	79	76	76	74	74	68	68	59	56	53	50	50	47	47	44	41	41	38	32	32	32	29	26	
	Flow	2																								
	ELISA	3																								

**Serum 1099** was reported to be strongly positive for A10 antigens (A25, A26, A34, A66). Additional reactivity to A11, A19 (A29, A30, A31, A33) and A68 were reported by a number of methods. Luminex labs also detected reactions to other A-locus specificities (A1, A2, A3, A36, A43, A69, A80, A74) and a number of 5C antigens.

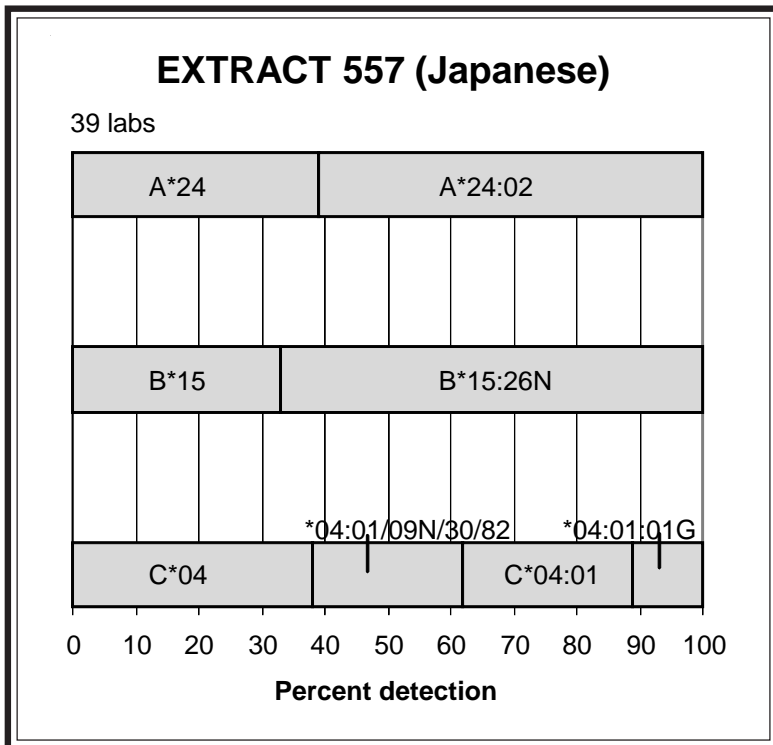
For **Serum 1100**, A25 and A26 were reported by all methods. Strong reactivity to other A10 specificities (A34, A66) was also detected. Additional reactions to A11 and A29 were reported by antiglobulin, Luminex, Flow, and ELISA. Luminex and Flow labs detected A32, while Luminex and ELISA reported A36 and A68. Luminex also reported reactivity to a number of CREG groups (1C, 5C, 8C, 10C). Additional reactivity to B73 and C-locus (Cw6, Cw7, Cw17, Cw18) antigens were detected by Luminex.

1100	method	#labs	A25	A26	A34	A66	A11	A29	A68	A36	A2	A32	A33	A31	A1	A74	A43	A3	A69	A30	A80	B63	B78	B18	B51	B57
<b>brown</b>	NIH-Std	4	100	75		75																				
	NIH-Ext	3	100	100	100																					
	AHG	5	100	100	60	100	60	60	40		40		40													
	Luminex	33	97	97	97	79	88	97	97	94	94	94	97	91	94	94	94	91	91	88	88	94	94	88	85	85
	Flow	2	100	100			100	100				100														
	ELISA	3	100	100	100	100	100	67	67	67																
1100	method	#labs	B73	B58	B8	B75	B64	B65	CW6	CW7	CW17	CW18	B35	B71	B77	B39	B53	B62	B38	B54	B46	B52	A1101	A1102	A6601	A6602
<b>brown</b>	NIH-Std	4																								
	NIH-Ext	3																								
	AHG	5																								
	Luminex	33	85	73	73	70	82	79	58	85	64	79	45	45	45	42	39	39	36	36	27	24	21	18	30	27
	Flow	2																								
	ELISA	3																								

## Extract Exchange

We would like to express our appreciation to **Eric Mickelson and John Hansen, Fred Hutchinson Cancer Research Center, Seattle**, for graciously providing the valuable workshop cells studied in our exchanges. We also wish to acknowledge **Jeri Phillips and George Gaucys, Badger-Hawkeye**

**Red Cross, Madison, WI, and Javier Carreon, University of Chicago Hospital**, for originally donating the cell with the rare B\*40:04 allele that was examined in this study.



**Extract 557.** This cell from a Japanese donor was KI, the reference cell for B\*15:26N. It was typed as IHW#9369 in the International Histocompatibility Workshops. This cell was previously studied as extracts 137 (2000) and 286 (2004), as astutely noted by Stamm.


The percent detection level for B\*15:26N improved from 57% in 2004 to 67% in this current study. This B-locus null allele was identified by Mine et al. who determined with the typing of family members that this cell was homozygous for the A24-Cw4-B blank (B null)-DR4.2-DQ3 haplotype (2). Charlton observed, "Exons 2, 3, and 4 are identical to B\*15:26N, however, the nucleotide at position 11 in Exon 1 is C rather than the expected T for B\*15:26N."

A\*24:02 was assigned by 61% as the A-locus allele.

C\*04:01 was detected by 38% as the C-locus type. This is an improvement from the 2004 typing in which only 21% of labs assigned C\*04:01.

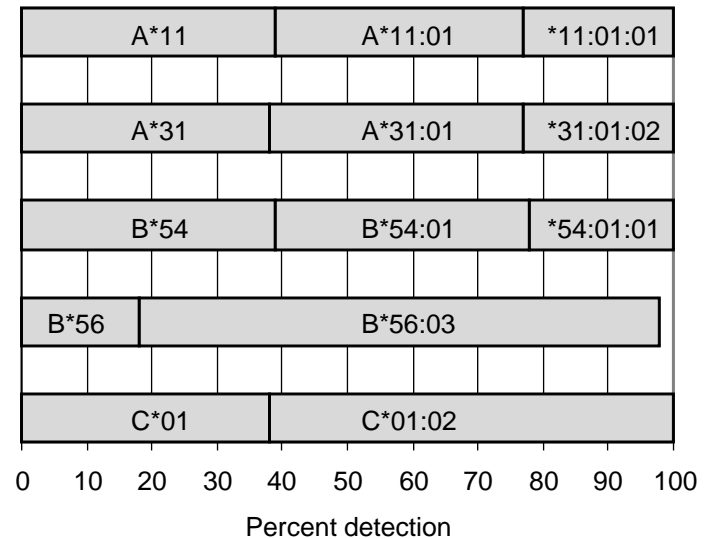
### EXTRACT 558 (Asian)

38 labs



### EXTRACT 559 (Asian)

39 labs



**Extract 558.** This Asian cell was previously typed as extract 370 (2006), as correctly identified by Stamm. This donor was also studied as cells 1285 (2006) and 1333 (2008). A sibling of this donor was typed in the same 2006 study and was also re-typed as extract 559 in this present study. The siblings do not share a common haplotype.

A\*02:03 and A\*02:06 were reported by 63%, with 18% of labs assigning A\*02:03:01 and A\*02:06:01.

The B-locus alleles were B\*15:25 (68%) and B\*48:03 (71%).

C\*04:03 was detected by 75%.

The other C-locus type was C\*08:01 (39%). Twenty-five percent of the labs reported C\*08:01/22, which could explain the decreased assignment of C\*08:01 from the 2006 typing in which 55% reported C\*08:01. According to Xu et al., C\*08:22 differs "from the closest related allele Cw\*080101 by one nucleotide exchange at nt2557 (G>A) in exon 6" (3).

The possible associations in this cell were B\*15:25-C\*04:03 and B\*48:03-C\*08:01, with HF=0.00455 and HF=0.00142, respectively, in Asians.

**Extract 559.** This DNA from an Asian individual was previously studied as extract 371 (2006), as correctly noted by Stamm. This sibling of extract 558 carries the rare B\*56:03 allele, which was detected by 80% in this present typing. Hurley et al. stated, "B\*56:03 appears to have arisen by a reciprocal recombination event joining exon 2 of a B\*55/\*56 allele with exon 3 of a B\*15 allele" (4). B\*56:03 was observed in previous exchange extracts 440 (also extract 319) and 510 from a Japanese donor.

B\*54:01 (61%) was the other B-locus allele, with 18% reporting B\*54:01:01.

A\*11:01 (\*11:01:01) and A\*31:01 (\*31:01:02) were assigned by 61% and 62%, respectively.

C\*01:02 (62%) was assigned as the sole C-locus type.

The likely associations in this cell were B\*54:01-C\*01:02 and B\*56:03-C\*01:02, with HF=0.02955 and HF=0.00142, respectively. The NMDP Bioinformatics website lists these associations as exclusively observed in Asians.

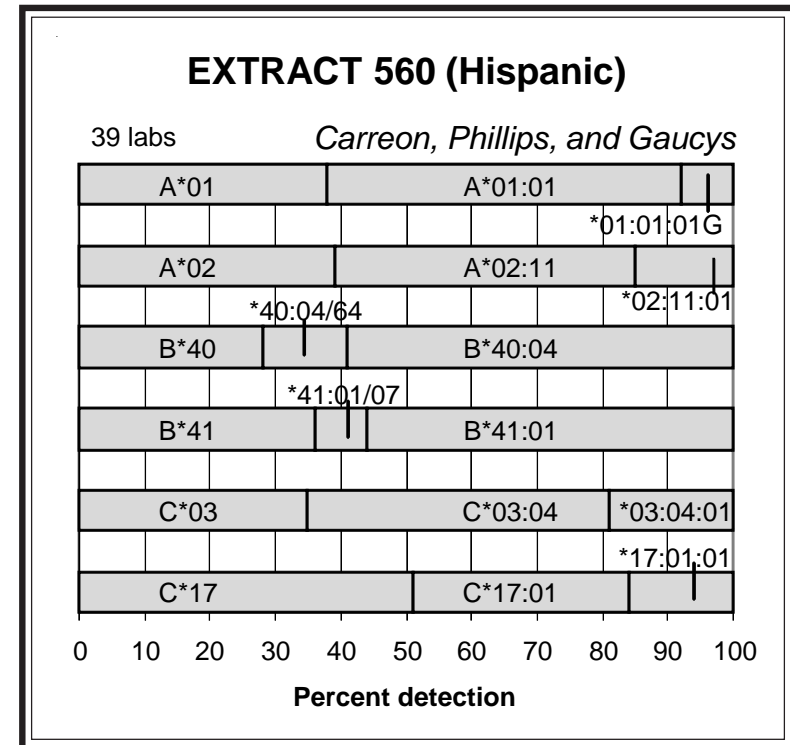
**Extract 560.** This Hispanic cell was previously typed as extracts 194 (2002) and 305 (2004). A sibling, typed as extracts 193 (2002), 265 (2003) and 412 (2008), shared the A\*02:11-B\*40:04-C\*03:04 haplotype with this donor. This same association was also present in GRC-212, typed as workshop cell IHW#9324. GRC-212 is a reference cell for B\*40:04.

B\*40:04 was assigned by 59%, a slight decrease from the 69% detection level in 2004. The decline may be caused by the assignment of B\*40:04/64 (13%). B\*40:64 differs from B\*40:04 in exon 3 at codon 103 by a single amino acid substitution (CTG->GTG) resulting in an amino acid change from leucine to valine. According to the NMDP Bioinformatics website, B\*40:04 has only been observed in Hispanics, with HF=0.00225.

B\*41:01, the second B-locus allele, was assigned by 56%.

A\*02:11 was assigned by 61%, an increase from the 40% detection level in the 2004 typing, showing improved standardization. The other A-locus type was A\*01:01 (62%).

The C-locus types were C\*03:04 (\*03:04:01) and C\*17:01, reported by 65% and 49%, respectively.



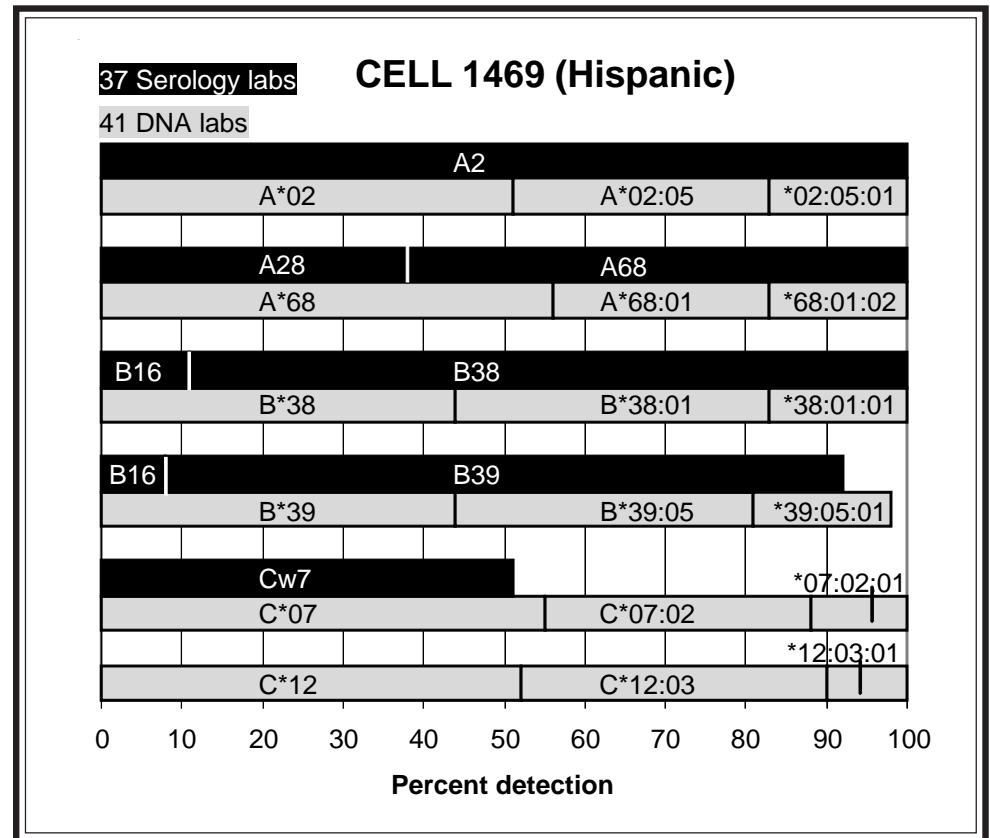
## Cell Exchange

**Cell 1469.** Two splits of B16, B38 (89%) and B39 (84%), were present in this cell from an Hispanic individual. Askar and Tilanus observed weak reactivity to some anti-B39 sera. B\*38:01 was reported by 56% of the DNA labs, with 17% assigning B\*38:01:01. B39 was validated as B\*39:05 (\*39:05:01) (54%).

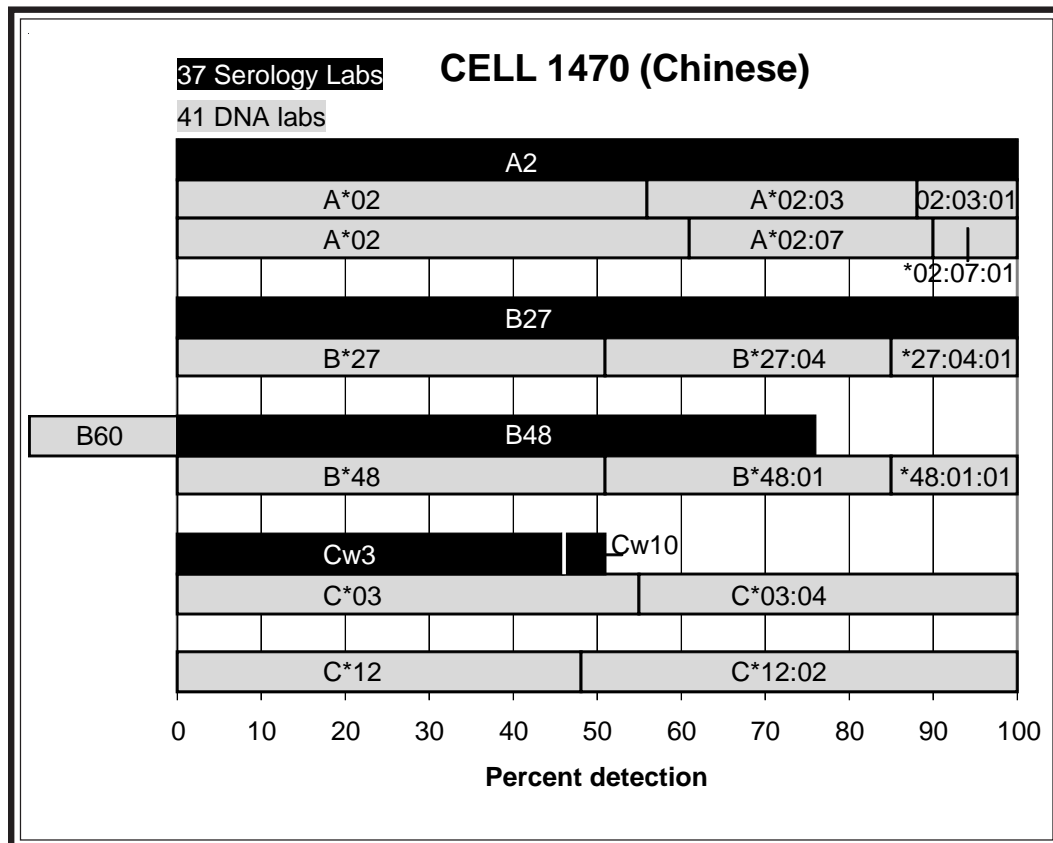
A2 was typed in completed consensus and confirmed as A\*02:05 (\*02:05:01) (49%). A68 (62%) was the second A-locus antigen. A\*68:01 (44%) was reported by DNA, with 17% assigning A\*68:01:02.

Cw7 (51%) was confirmed as C\*07:02 (45%). C\*12:03 was assigned by 48%.

One possible haplotype in this cell was A\*68:01-B\*39:05-C\*07:02, with HF=0.00101, observed solely in Hispanics. The other haplotype may be A\*02:05-B\*38:01-C\*12:03, with HF=0.00032 in Hispanic populations.







**Cell 1470.** This Chinese cell was previously studied as cell 1365 (2009), as correctly noted by Askar, Claas, Harville, Lopez-Cepero, Mah, and Renac.

A2 was typed in complete consensus and confirmed as A\*02:03 (44%) and A\*02:07 (39%). Interestingly, the detection of these A\*02 subtypes decreased from the 2009 typing. In 2009, A\*02:03 and A\*02:07 were assigned by 52% and 51%, respectively.

B27 (100%) was corroborated as B\*27:04 (49%), with 15% of labs assigning B\*27:04:01. B\*27:04 was typed previously in exchange cell 1227, and extracts 134 and 252. Cell 1227 and extract 252 were from Chinese individuals.

B48 (76%) was reported as the second B-locus antigen and validated as B\*48:01 (\*48:01:01) (49%). A number of labs, 19%, misassigned B60.

Cw3 was detected by 46% and confirmed as C\*03:04 (45%). C\*12:02 was assigned by 52% as the second C-locus allele.

The likely associations in this cell were B\*27:04-C\*12:02, present in all B\*27:04 exchange cells, and B\*48:01-C\*03:04, with HF=0.00540 and HF=0.00145, respectively, in Asian populations.

**Cell 1471.** This cell from an Hispanic donor was previously typed as cell 1341 (2008), as correctly identified by Askar, Claas, Lopez-Cepero, Mah, and Pancoska.

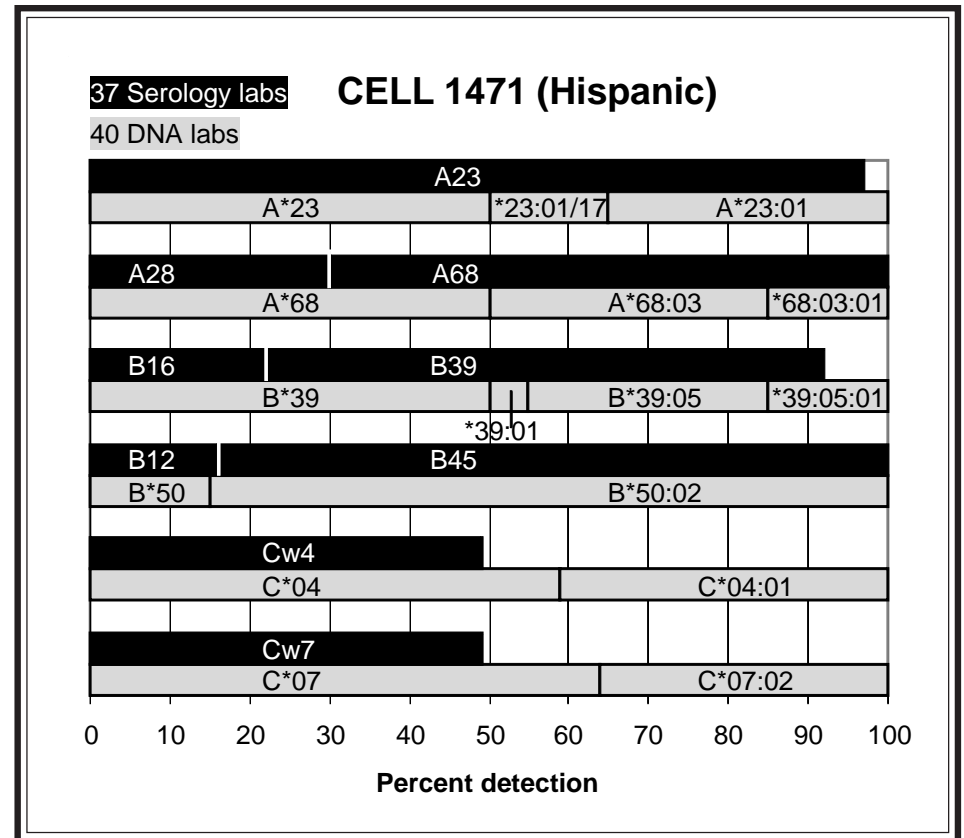
In this retyping, B45 was reported by 84%. The molecular assignment was reported by 85% as B\*50:02. B\*50:02 is one of a number of variants whose serologic expression does not correspond to the family of alleles that matches closest to its structure. Another B\*50:02 exchange cell typed by both serology and DNA was cell 1193 (also cell 1161, extract 420), also from an Hispanic individual. B\*50:02 was also studied in extract 352 (also extract 185).

B39 was reported by 70%. B\*39:05 was assigned by 45%, with 15% assigning B\*39:05:01. Fort and Pancoska observed that the B39 variant in this cell cross-reacted with anti-B38 sera.

A23 was detected by 97% and confirmed as A\*23:01 (35%). A number of labs, 15%, were unable to distinguish A\*23:01 from A\*23:17.

Cw4 and Cw7 were assigned by 49% as the C-locus types and validated as C\*04:01 (41%) and C\*07:02 (36%).

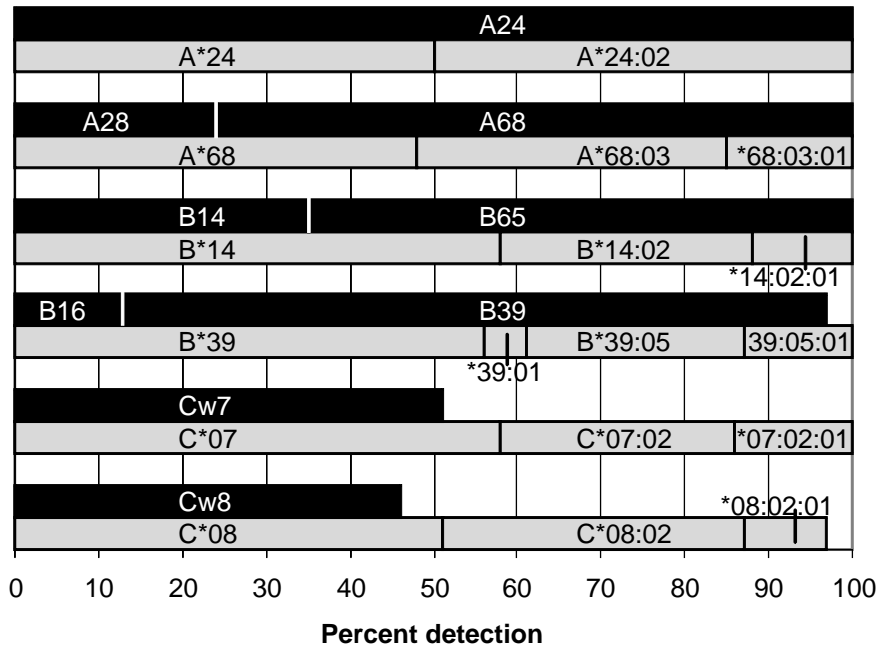
One possible haplotype in this cell was the commonly observed A\*68:03-B\*39:05-C\*07:02 in Hispanics, with HF= 0.00653. The other likely haplotype was A\*23:01-B\*50:02-C\*04:01, which is interesting since B\*50:02 is found in strong linkage disequilibrium with C\*06:02, as described by Balas et al. (5). In another study by Darke et al., 7 of 15 B\*50:02 donor phenotypes were A\*23:01 and all were C\*06:02, leading to the conclusion, "It was notable that all 15 B\*5002 haplotypes possessed Cw0602, suggesting that B\*5002 is analogous to B\*5001 in its linkage disequilibrium with Cw\*0602" (6).



37 Serology labs

## CELL 1472 (Hispanic)

40 DNA labs



**Cell 1472.** This cell from an individual of Hispanic heritage was previously typed as cell 1396 (2010), as astutely reported by Askar, Claas, Harville, Lopez-Cepero, and Pancoska. B39 was detected by 83%. Pancoska commented that “cell1472 has a variant of B39 with short reactivity and crossreactivity with anti-B38 sera,” and Fort remarked that the cell “shows the same pattern as cell 1471 for B39 specificity.”

B\*39:05 was reported by 39%, with 13% assigning B\*39:05:01. This is a notable decrease from the 60% detection level in the 2010 study.

The other B-locus antigen was B14, assigned in complete consensus, with the B65 split (66%) confirmed as B\*14:02 (\*14:02:01) (42%).

The A-locus types were A24 (100%) and A68 (76%), validated as A\*24:02 (50%) and A\*68:03 (\*68:03:01) (52%).

Cw7 and Cw8 were the C-locus antigens, reported by 51% and 46%, respectively. C\*07:02 (42%) and C\*08:02 (46%) were the assigned C-locus alleles.

One likely haplotype in this cell was A\*24:02-B\*14:02-C\*08:02, with HF=0.00254 in Hispanics. The other probable haplotype was the more commonly found A\*68:03-B\*39:05-C\*07:02, observed exclusively in Hispanic populations with HF=0.00653.

## References

1. Robbins F, Hurley CK, Tang T, et al. Diversity associated with the second expressed HLA-DRB locus in the human population. *Immunogenetics* 1997;46:104-110.
2. Mine H, Ishikawa Y, Hojo M, et al. An HLA-B null allele (B\*1526N) with a stop codon in exon 3 generated by a point mutation. *Tissue Antigens* 1997;50:351-354.
3. Xu YP, Deng ZH, Wang DM, et al. A novel HLA-Cw\*08 allele, Cw\*0822, identified by genomic full-length cloning and sequencing. *Tissue Antigens* 2009;74:543-560.
4. Hurley CK, Steiner N, Kosman C, et al. Novel HLA-A and HLA-B alleles. *Tissue Antigens* 1998;52:84-97.
5. Balas A, Santos S, Garcia-Sanchez F, et al. Characterization and distribution of HLA-B\*5002 in Spanish population sample. *Tissue Antigens* 1998;52:183-186.
6. Darke C, Guttridge MG, Thompson J, et al. Molecular, serological and population studies on a novel HLA-B allele – HLA-B\*5002. *Tissue Antigens* 1998;51:666-670.

**NEXT MAILING DATE: November 7, 2012**

*Arlene Locke, Marie Lau, J. Michael Cecka, and Elaine F. Reed*

B-CELL LINE Ter 477

CTR DIRNAME	DRB1	DRB1X	DRB3	DRB5	DQB1	DQB1X	DQA1	DQA1X	DPB1	DPB1X	METHOD
5488 Adams, Sharon	*03:01		*01:01	*01:01	*02:01:01	*06:02:01	*01	*05:01	*04:01:01	*23:01	SSO, SBT, SSP
8070 Ahn, Jaeie	*03				*02	*06			*04	*23	P-SSP
4691 Ajlan, Abdula	*03:01/50/54+	*03:01/50/54+			*02:01	*06:02					SSO
2332 Al-Awwami, M	*03:01/50				*02:01	*06:02/47	*01:02:01G	*05:01			RVSSO
8075 Al-Baz, Nabe	*03:01	*03:01			*02:01	*06:02					SSO, SSP
5133 Baker, Judy	*03:01:01/01:08		*01:01	*01:01	*02:01:01	*06:02:01	*01:02	*06:02			SBT
8038 Cao&Cano	*03:01		*01:01:02	*01:01:01	*02:01:01	*06:02:01	*01:02	*05:01	*04:01:01G	*23:01	SSO, SBT
774 Cecka, J. Mich	*03:01/47/56/58/61/62+		*01:01	*01:01	*02:01	*06:02/33+	*01:02	*05:01			SSP, SSOP
785 Chan, Soh Ha	*04:01/35/43	*13:22/44+			*02	*06:14:02	*01:02	*05:01+			SBT
9916 Charlton, Ron	*03:01:01		*01:01	*01:01:01	*02:01	*06:02/20					SBT, SSP
9916 Charlton_LR	*03		*+	*+	*02	*06					SSP
4492 Charron, D.	*03:01/55/56/58/59/61+		*01:01	*01:01	*02:01	*06:02/47	*01:02:01G	*05:01	*04:01+	*23:01	P-SSO, SSP
3224 Chen, Dongfen	*03:01		*01:01		*02:01	*06:02					SBT, SSP
8021 Clark, Brenda	*03:01/50		*01	*01/*02	*02:01	*06:02			*04:01	*23:01	P-SSP, RVSSO
3632 Colombe, Beth	*03:01		*01:01	*01:01	*02:01	*06:02	*01:02:01G	*05:01			SSOP, SSP
5130 Costeas, Paul	*03:01/28	*03:01/28	*01:01		*02:01	*06:02	*01:02	*05:01			SSP, SBT
779 Daniel, Claud	*03:01		*01:01	*01:01	*02:01	*06	*01	*05:01	*04:01	*23:01	P-SSP, SSO
5219 Daniel, Dolly	*03		*+	*+	*02	*06					P-SSOP, SSP
8052 Del Pozo, Ana	*03	*03			*02:01	*06:02	*01:02	*05:01			P-SSO
5214 Eckels/CPMC	*03(DR17)		*01:01	*01:01	*02:01	*06	*01	*05:01	*04:01:01G	*23:01	SSOP
3135 Enczmann, J.	*03:01		*01:01	*01:01	*02:01	*06:02			*04:01	*23:01	SBT, P-SSP
762 Fischer/Mayr	*03:01		*01:01	*01:01	*02:01	*06:02	*01:02	*05:01	*04:01	*23:01	SSO, SSP, SBT
4079 Fort, Marylis	*03:01/54/64				*02:01	*06:02/47	*01:02:01G	*05:01			SSO, SSP
792 Gandhi, Manis	*03:01		*01:01	*01:01	*02:01	*06:02	*01:02	*05:01			SSO, SSP
8043 Gideoni, Osna	*03:01				*02:01	*06:02	*01:02	*05:01			SSP
9002 Gideoni_LR	*03				*02	*06					SSP, SSO
910 Hahn, Amy B.	*03:01/47/55-59/61-64+		*01:01	*01:01	*02:01	*06:02/33+					SSP
810 Hamdi, Nuha	*03:01	*03:01			*02:01	*06:02	*01:02	*05:01			
4269 Hanau, Daniel	*03:01/68N		*01:01	*01:01	*02	*06					SBT, SSO, SSP
1461 Hidajat, M.	*03:01		*01:01		*02:01	*06:02			*04:01+	*23:01	SSO, SSP
2344 Hurley/Hartz	*03:01:01:01+	*03:01:01:01+			*02:01:01	*06:02:01/47			*04:01:01G	*23:01:01G	SBT, SSO
771 Israel, Shosh	*03:01				*02:01	*06:02					
9003 Israel_LR	*03				*02	*06					SSO, SSP
859 Kamoun, Malek	*03:01/68N		*01:01	*01:01	*02:01	*06:02	*01:02	*05:01	*04:01	*23:01	SBT, SSO, SSP
13 Kapoor/Park	*03:01		*01:01	*01:01	*02:01	*06:02					SSP
4337 Kim, Tai-Gyu	*03:01				*02:01/04+	*06:02/47			*04:01:01G	*23:01:01G	SBT
1694 Kissel&Hess	*03				*02:01	*06:02					SSP
168 Klein, Tirza	*03:01	*03:01			*02:01	*06:02					P-SSO, SSP
9000 Klein_LR	*03				*02	*06					P-SSO, SSP
87 Land, Geoffre	*03:01	*03:01	*01:01	*01:01	*02:01	*06:02	*01:02	*05:01	*04:01	*23:01	SBT, SSO, SSP
725 Lardy, N, M.	*03		*+	*+	*02	*06	*01	*05			SSO, SSP
278 Lee, Jar-How	*03:01		*01:01	*01:01	*02:01	*06:02	*01:02	*05:01	*04:01	*23:01	SSP, RVSSOP
5096 Lee, Sun-Ah	*03	*03									SSOP
640 Lee, Young K	*03:01				*02:01:01G	*06:02					P-SBT
6649 Lim, Young Ae	*03(DR17)		*+	*+							SSP
274 Lo, Raymundo	*04	*12			*02:01	*06:02	*05	*05:01	*04:01	*23:01	SSO
731 Loewenthal, R	*03:01				*02:01	*06					SBT, SSO
759 Lopez-Cepero	*03:01/04/11/13/15+		*01:01	*01:01	*02:01	*06:02/47	*01:02:01G	*05:01	*04:01+	*23:01	RVSSO
23 Mah, Helen	*03:01	*03:01	*01:01	*01:01	*02:01	*06:02	*01:02:01G	*05:01	*04:01	*23:01	SSO, SSP
8029 Mani, Rama	*03		*+	*+							P-SSP
206 McAlack-Hana	*03(DR17)	*03(DR17)	*01	*01	*02	*06					RVSSOP

B-CELL LINE Ter 477

CTR DIRNAME	DRB1	DRB1X	DRB3	DRB5	DQB1	DQB1X	DQA1	DQA1X	DPB1	DPB1X	METHOD
8042 Muncher,Lior	*03:01				*02:01	*06:02					SSO,SSP
9001 Muncher_LR	*03				*02	*06					SSO,SSP
3966 Permpikul&Ve	*03:01		*01:01	*01:01	*02:01	*06:02					P-SSP
2400 Phelan,Donna	*03:01		*01	*01:01	*02:01	*06:02	*01:02:01G	*05:01	*04:01+	*23:01	SSO,SBT,SSP
8001 Rao,Prakash	*03:01		*01:01	*01:01	*02:01	*06:02	*01	*05	*04:01	*23:01	RVSSO,SSP
3753 Reed,Elaine	*03:01/42/50+	*03:01/42+	*01:01	*01:01	*02:01	*06:02	*01:02	*05:01			SBT,SSO
3798 Reinsmoen,N	*03:01		*01:01	*01:01	*02:01	*06:02/47	*01:02:01G	*05:01	*04:01:01G	*23:01	SSP,SSO,SBT
3519 Renac,Virgi	*03:01		*01:01	*01:01	*02:01	*06:02	*01:02:01G	*05:01	*04:01:01G	*23:01	SBT,P-SSP
793 Rubocki,Rona	*03(DR17)		++	++	*02	*06			*04:01	*23:01	SSP
4251 Schiller,J	*03:01	*03:01	*01:01	*01:01	*02:01	*06:02	*01	*05	*04:01:01G	*23:01	P-RVSSO,SBT
8068 Shanmugam,He	*03	*15	*01	*01	*02	*06					P-SSP
746 Stamm,Luz	*03:01		*01	*01	*02:01	*06:02	*01	*05:01	*04:01	*23:01	SSO,SSP,SBT
5451 Tilanus,Marc	*03:01:01		*01:01:02	*01:01:01	*02:01:01	*06:02:01	*01:02:01	*05:01:01	*04:01:01	*23:01	SBT
4021 Trachtenberg	*03		*01	*01	*02	*06	*01	*05			SSO,SSP
5462 Turner,E.V.	*03:01/68N		*0101+	*01:01	*02:01	*06:02/47			*04:01+	*23:01	SEQ,SSO,SSP
5642 Varnavidou-N	*03:01/45-48+	*03:01+	++	++	*02:01	*06:02/33+					P-SSP
797 Yabe,Hiomasa	*03:01				*02:01	*06:02	*01:02	*05:01			SSO,+SBT-DR
3511 Zeevi,Adrian	*03:01		*01:01	*01:01	*02:01	*06:02	*01:02	*05:01	*04:01	*23:01	RVSSOP,SSP

CTR DIRNAME	DR17	DR52	DR51	DQ2	DQ1	OTH1	OTH2
4492 Charron,D.	DR3	+	+	+	+		
910 Hahn,Amy B.	+	+	+	+	+	DR103,DR14	DR18,DR13,DR15
54 Pancoska,Car	+	+	+	+	+		
793 Rubocki,Rona	+	+	+	+	+		
8063 Shai,Isaac	DR3	+	+	+	DQ6	DR13,DR14	

B-CELL LINE Ter 477 (Caucasian)

69 DNA LABS

69 LABS REPORTING DRB1

DRB1*03	46%
DRB1*03:01	48%
DRB1*03:01:01	3%
DRB1*03	97% TOTAL

66 LABS REPORTING DQB1

DQB1*02	23%
DQB1*02:01	68%
DQB1*02:01:01	8%
DQB1*02:01:01G	1%
DQB1*02	100% TOTAL

35 LABS REPORTING DQA1

DQA1*01	23%
DQA1*01:02	46%
DQA1*01:02:01	3%
DQA1*01:02:01G	26%
DQA1*01	98% TOTAL

DQB1*06	30%
DQB1*06:02/47	12%
DQB1*06:02	50%
DQB1*06:02:01	6%
DQB1*06:14:02	2%
DQB1*06	100% TOTAL

DQA1*05	14%
DQA1*05:01	80%
DQA1*05:01:01	3%
DQA1*05	97% TOTAL

45 LABS REPORTING DRB3

DRB3*+	16%
DRB3*01:01	64%
DRB3*01:01:02	4%
DRB3*01	16%

28 LABS REPORTING DPB1

DPB1*04	4%
DPB1*04:01+	18%
DPB1*04:01	46%
DPB1*04:01:01	7%
DPB1*04:01:01G	25%

42 LABS REPORTING DRB5

DRB5*+	17%
DRB5*01:01	64%
DRB5*01:01:01	7%
DRB5*01	10%

DPB1*23	4%
DPB1*23:01	89%
DPB1*23:01:01G	7%
DPB1*23	100% TOTAL

5 SEROLOGY LABS

DR3	40%
DR17	60%
DR3	100% TOTAL
DR52	100%
DR51	100%

DQ2	100%
DQ1	80%
DQ6	20%
DQ1	100% TOTAL

B-CELL LINE Ter 478

CTR DIRNAME	DRB1	DRB1X	DRB3	DQB1	DQB1X	DQA1	DQA1X	DPB1	DPB1X	METHOD
5488 Adams, Sharon	*01:01:01	*03:01	*01:01	*03:01:01	*05:01:01	*01:01	*05	*04:01:01	*04:02:01	SSO, SBT, SSP
8070 Ahn, Jaeie	*01	*03		*03	*05			*04	*04	P-SSP
4691 Ajlan, Abdula	*01:01/32	*03:01/50/55+		*03:01/27+	*05:01					SSO
2332 Al-Awwami, M	*01:01	*03:01/50		*03:01/27+	*05:01/12	*01:01:01G	*05:05/09			RVSSO
8075 Al-Baz, Nabe	*01:01	*03:01		*03:01	*05:01					SSO, SSP
5133 Baker, Judy	*01:01:01	*03:01:01/01:08	*01:01	*03:01:01	*05:01:01	*01:01:01G	*05:05/09			SBT
8038 Cao&Cano	*01:01:01	*03:01	*01:01:02	*03:01:01	*05:01:01	*01:01:01G	*05:05/09	*04:01:01G	*04:02:01+	SSO, SBT
774 Cecka, J. Mich	*01:01/36+	*03:01/47/56+	*01:01	*03:01/21+	*05:01/07+	*01:01	*05:01			SSP, SSOP
785 Chan, Soh Ha	*01:01	*03:07		*03	*05:01:01	*01:01:01G	*05:01/03+			SBT
9916 Charlton, Ron	*01:01:01	*03:01:01	*01:01	*03:01	*05:01/12					SBT, SSP
9916 Charlton_LR	*01	*03	*+	*03	*05					SSP
4492 Charron, D.	*01:01/32+	*03:01/55/56+	*01:01	*03:01/27+	*05:01/12	*01:01:01G	*05:05/09	*04:01	*04:02	P-SSO, SSP
3224 Chen, Dongfen	*01:01	*03:01	*01:01	*03:01	*05:01					SBT, SSP
8021 Clark, Brenda	*01:01	*03:01/50	*01	*03:01/27+	*05:01			*04:01	*04:02	P-SSP, RVSSO
3632 Colombe, Beth	*01:01	*03:01	*01:01	*03:01	*05:01	*01:01:01G	*05:05/09			SSOP, SSP
5130 Costeas, Paul	*01:01	*03:01	*01:01	*03:01/29	*05:01	*01:01	*05:01			SSP, SBT
779 Daniel, Claud	*01	*03:01	*01:01	*03:01	*05	*01	*05	*04:01	*04:02	P-SSP, SSO
5219 Daniel, Dolly	*01	*03	*+	*03	*05					P-SSOP, SSP
8052 Del Pozo, Ana	*01	*03		*03	*05:01/07	*01:01:01G	*05:05/09			P-SSO
5214 Eckels/CPMC	*01	*03(DR17)	*01:01	*03(DQ7)	*05	*01	*05	*04:01:01G	*04:02:01G	SSOP
3135 Enczmann, J.	*01:01	*03:01	*01:01	*03:01	*05:01			*04:01	*04:02	SBT, P-SSP
762 Fischer/Mayr	*01:01	*03:01	*01:01	*03:01/09+	*05:01	*01	*05	*04:01:01G	*04:02+	SSO, SSP, SBT
4079 Fort, Marylis	*01:01/38+	*03:01/50/61+		*03:01/27+	*05:01/12	*01:01:01G	*05:05/09			P-SSO
792 Gandhi, Manis	*01:01	*03:01	*01:01	*03:01	*05:01	*01:01	*05			SSO, SSP
8043 Gideoni, Osna	*01:01	*03:01		*03:01	*05:01	*01:01	*05:01			SSP
9002 Gideoni_LR	*01	*03		*03	*05					SSP, SSO
910 Hahn, Amy B.	*01:01/36+	*03:01/56/58+	*01:01	*03:01/21+	*05:01/07+					SSP
810 Hamdi, Nuha	*01:01	*03:01		*03:01	*05:07	*01:01	*05:05			
4269 Hanau, Daniel	*01:01	*03:01		*03	*05					SBT-DR, SSP
1461 Hidajat, M.	*01:01	*03:01	*01:01	*03:01	*05:01			*04:01	*04:02	SSO, SSP
2344 Hurley/Hartz	*01:01:01	*03:01:01:01+		*03:01:01:01+	*05:01:01:01+			*04:01:01G	*04:02:01:01+	SBT, SSO
771 Israel, Shosh	*01:01	*03:01		*03:01	*05:01					
9003 Israel_LR	*01	*03		*03	*05					SSO, SSP
859 Kamoun, Malek	*01:01	*03:01/68N	*01:01	*03:01	*05:01	*01:01	*05	*04:01+	*04:02+	SBT, SSO, SSP
13 Kapoor/Park	*01:01	*03:01	*01:01	*03:01	*05:01					SSP
4337 Kim, Tai-Gyu	*01:01	*03:01		*03:01/09+	*05:01			*04:01:01G	*04:02	SBT
1694 Kissel&Hess	*01	*03		*03:01	*05:01					SSP
168 Klein, Tirza	*01:01	*03:01		*03:01	*05:01					P-SSO, SSP
9000 Klein_LR	*01	*03		*03	*05					P-SSO, SSP
87 Land, Geoffre	*01:01	*03:01	*01:01	*03:01	*05:01	*01:01	*05:05	*04:01	*04:02	SBT, SSO, SSP
725 Lardy, N, M.	*01	*03	*+	*03	*05	*01	*05			SSO, SSP
278 Lee, Jar-How	*01:01	*03:01	*01:01	*03:01	*05:01	*01:01:01G	*05:05/09	*04:01	*04:02	SSP, RVSSOP
5096 Lee, Sun-Ah	*01	*03								SSOP
640 Lee, Young K	*01:01	*03:01		*03:01:01G	*05:01					P-SBT
6649 Lim, Young Ae	*01	*03(DR17)	*+							SSP
274 Lo, Raymundo	*04	*12		*03	*05:07	*01	*05	*04:01	*105:01	SSO
731 Loewenthal, R	*01:01	*03:01		*03	*05:01/07					SBT, SSO
759 Lopez-Cepero	*01:01/05+	*03:01/06/13+	*01:01	*03:01/27+	*05:01/12	*01:01:01G	*05:05/09+	*04:01P	*04:02P	RVSSO
23 Mah, Helen	*01:01	*03:01	*01:01	*03:01	*05:01	*01:01:01G	*05:05/09	*04:01	*04:02	SSO, SSP
8029 Mani, Rama	*01	*03	*+							P-SSP
206 McAlack-Hana	*01	*03(DR17)	*01	*03(DQ7)	*05					RVSSOP



B-CELL LINE Ter 478

CTR DIRNAME	DRB1	DRB1X	DRB3	DQB1	DQB1X	DQA1	DQA1X	DPB1	DPB1X	METHOD
8042 Muncher,Lior	*01:01	*03:01		*03:01	*05:01					SSO,SSP
9001 Muncher_LR	*01	*03		*03	*05					SSO,SSP
3966 Permpikul&Ve	*01:01	*03:01	*01:01	*03:01	*05:01					P-SSP
2400 Phelan,Donna	*01:01	*03:01	*01	*03:01	*05:01	*01:01	*05:01/05	*04:01:01G	*04:02+	SSO,SBT,SSP
8001 Rao,Prakash	*01:01	*03:01	*01:01	*03:01	*05:01	*01	*05	*04:01	*04:02	RVSSO,SSP
3753 Reed,Elaine	*01:01	*03:01/50/68N	*01:01	*03:01	*05:01	*01:01:01G	*05:05/09			SBT,SSO
3798 Reinsmoen,N	*01:01:01	*03:01	*01:01	*03:01/27+	*05:01/12	*01:01:01G	*05:05/09	*04:01:01G	*04:02+	SSP,SSO,SBT
3519 Renac,Virgi	*01:01	*03:01/68N	*01:01	*03:01	*05:01	*01:01	*05:01	*04:01:01G	*04:02+	SBT,P-SSP
793 Rubocki,Rona	*01	*03(DR17)	*+	*03(DQ7)	*05			*04:01	*04:02	SSP
4251 Schiller,J	*01:01	*03:01	*01:01	*03:01	*05:01	*01	*05	*04:01:01G	*04:02:01G	P-RVSSO,SBT
8068 Shanmugam,He	*01	*03	*01	*03	*05					P-SSP
746 Stamm,Luz	*01:01	*03:01	*01	*03:01	*05:01	*01	*05	*04:01	*04:02	SSO,SSP,SBT
5451 Tilanus,Marc	*01:01:01	*03:01	*01:01:02	*03:01:01	*05:01:01	*01:01:01	*05new	*04:01:01	*04:02:01	SBT
4021 Trachtenberg	*01	*03	*01	*03	*05	*01	*05			SSO
5462 Turner,E.V.	*01:01:01	*03:01/68N	*01:01+	*03:01	*05:01			*04:01+	*04:02	SEQ,SSO,SSP
5642 Varnavidou-N	*01:01/25+	*03:01/45/47+	*+	*03:01/21+	*05:01/07+					P-SSP
797 Yabe,Hiromasa	*01:01	*03:01		*03:01/27+	*05:01	*01:01:01G	*05:05/09			SSO,+SBT-DR
3511 Zeevi,Adrian	*01:01	*03:01	*01:01	*03:01	*05:01	*01:01	*05:01	*04:01	*04:02	RVSSOP,SSP

CTR DIRNAME	DR1	DR17	DR52	DQ7	DQ1	OTH1	OTH2
4492 Charron,D.	+	DR3	+	+	+	DR13	
910 Hahn,Amy B.	+	+	+	+	+		
54 Pancoska,Car	+	+	+	+	DQ5		
793 Rubocki,Rona	+	+	+	+	DQ5		
8063 Shai,Isaac	+	DR3	+	+	+	DR13	DR53

B-CELL LINE Ter 478 (Caucasian)

69 DNA LABS

69 LABS REPORTING DRB1

DRB1*01	38%
DRB1*01:01	49%
DRB1*01:01:01	12%
DRB1*01	99% TOTAL
DRB1*03	36%
DRB1*03:01/05/68N	2%
DRB1*03:01/68N	4%
DRB1*03:01/05	3%
DRB1*03:01	52%
DRB1*03:07	2%
DRB1*03	99%

67 LABS REPORTING DQB1

DQB1*03	48%
DQB1*03:01	44%
DQB1*03:01:01	6%
DQB1*03:01:01G	2%
DQB1*03	100% TOTAL
DQB1*05	30%
DQB1*05:01/12	9%
DQB1*05:01	50%
DQB1*05:01:01	8%
DQB1*05:07	3%
DQB1*05	100% TOTAL

35 LABS REPORTING DQA1

DQA1*01	26%
DQA1*01:01	31%
DQA1*01:01:01	3%
DQA1*01:01:01G	40%
DQA1*01	100% TOTAL
DQA1*05	43%
DQA1*05:05/09	34%
DQA1*05:01	14%
DQA1*05:05	6%
DQA1*05new	3%
DQA1*05	100% TOTAL

44 LABS REPORTING DRB3

DRB3*+	18%
DRB3*01:01	64%
DRB3*01:01:02	4%
DRB3*01	14%

28 LABS REPORTING DPB1

DPB1*04	4%
DPB1*04:01	50%
DPB1*04:01+	4%
DPB1*04:01:01	8%
DPB1*04:01:01G	34%
DPB1*04	100% TOTAL
DPB1*04	4%
DPB1*04:02	50%
DPB1*04:02:01	7%
DPB1*04:02:01G	32%
DPB1*04:02P	4%
DPB1*04	97% TOTAL

5 SEROLOGY LABS

DR1	100%	DQ7	100%
DR3	40%	DQ1	60%
DR17	60%	DQ5	40%
DR3	100% TOTAL	DQ1	100% TOTAL
DR52	100%		

\*\*\*\* Serum 1097 \*\*\*\*

Investigator	POS	A26	A25	A66	B51	A34	Other
Claas, F.H.J.	100						
Hogan, Patrick		+	+	+	+		
Suciu-Foca, Nic	35	+	+	+	+		B52,BW4
Watson, Narelle	26	+	+	+		+	A11

\*\*\*\* Serum 1098 \*\*\*\*

POS	A25	A26	Other
17	+	+	
12	+	+	
9	+		

\*\*\*\* Serum 1099 \*\*\*\*

POS	A26	A25	A33	A66	A68	Other
17	+	+				
45	+	+	+	+	+	A28
7	+	+			+	A34

\*\*\*\* Serum 1100 \*\*\*\*

POS	A26	A66	A25	Other
21	+		+	
35	+	+		A34
13	+	+	+	

Method  
STD  
STD  
STD

\*\*\*\* Serum 1097 \*\*\*\*

Investigator	POS	A25	A26	A33	A31	B51	A11	A34	Other
Askar, Medhat	40	+	+	+	+	+	+	+	A6601,A6602
Dunn, Paul					+	+			B52
Lardy, N.M.	75	+	+	+	+	+	+	+	A66,A1,A30,A32 >

\*\*\*\* Serum 1098 \*\*\*\*

POS	A25	A26	Other
14	+	+	A6601
20	+	+	A66

\*\*\*\* Serum 1099 \*\*\*\*

POS	A26	A33	A25	A34	Other
20	+	+			A6601
69	+	+	+	+	A11,A2,A66,A28 >

\*\*\*\* Serum 1100 \*\*\*\*

POS	A25	A26	A34	Other
29	+	+	+	A6601
43	+	+	+	A33
				A11,A66

Method  
EXT  
EXT  
EXT

\*\*\* Serum 1097 \*\*\*  
4 typing Labs

Antigen	Consensus	Inclusion
A26	75%	43%
A25	75%	39%
A66	75%	22%
B51	50%	100%
A34	50%	29%
B52	25%	100%
BW4	25%	100%
A11	25%	40%

Method: NIH-Std

\*\*\* Serum 1098 \*\*\*  
4 typing Labs

Antigen	Consensus	Inclusion
A25	75%	71%
A26	75%	67%

\*\*\* Serum 1099 \*\*\*  
4 typing Labs

Antigen	Consensus	Inclusion
A26	100%	70%
A25	75%	33%
A33	50%	100%
A66	50%	100%
A68	50%	33%
A28	25%	100%
A34	25%	100%

\*\*\* Serum 1100 \*\*\*  
4 typing Labs

Antigen	Consensus	Inclusion
A26	100%	82%
A66	75%	75%
A25	75%	50%
A34	25%	100%

\*\*\* Serum 1097 \*\*\*  
3 typing Labs

Antigen	Consensus	Inclusion
A25	100%	100%
A26	100%	75%
A33	100%	75%
A31	67%	100%
B51	67%	100%
A11	67%	80%
A34	67%	50%
A30	33%	100%
A6601	33%	100%
A6602	33%	100%
B35	33%	100%
B52	33%	100%
A3	33%	67%
A32	33%	67%
A1	33%	62%
A66	33%	50%

Method: NIH-Ext

\*\*\* Serum 1098 \*\*\*  
3 typing Labs

Antigen	Consensus	Inclusion
A25	100%	100%
A26	100%	50%
A66	33%	100%
A6601	33%	50%

\*\*\* Serum 1099 \*\*\*  
3 typing Labs

Antigen	Consensus	Inclusion
A26	100%	75%
A33	100%	75%
A25	67%	67%
A34	67%	50%
A28	33%	75%
A3	33%	73%
A2	33%	67%
A11	33%	60%
A66	33%	50%
A6601	33%	50%

\*\*\* Serum 1100 \*\*\*  
3 typing Labs

Antigen	Consensus	Inclusion
A25	100%	100%
A26	100%	100%
A34	100%	100%
A11	33%	100%
A33	33%	100%
A66	33%	100%
A6601	33%	100%

\*\*\*\* Serum 1097 \*\*\*\*

\*\*\*\* Serum 1098 \*\*\*\*

Investigator	POS	A25	A26	A34	A66	A29	A33	B51	A11	A31	A36	A74	B52	A1	A30	Other	POS	A25	A11	A26	A66	A2	Other	Method
Cecka, J. Micha	92	+	+	+	+	+	+	+	+	+	+	+		+	+	B49,B53,A28,A43>	52	+	+	+	+	+		AHG
Gandhi, Manish		+	+	+	+		+			+	+							+	+				AHG	
Hahn, Amy B. Pl	100																64	+	+	+	+	+	A10,A1,A34,A36	AHG
Mah, Helen	74	+	+	+	+	+		+			+		+	+	+	CW6,B62,B44,B27>	36	+	+	+			B13	AHG
Suciu-Foca, Nic	45	+	+	+	+	+	+	+	+				+			BW4	20	+		+	+			AHG

\*\*\*\* Serum 1099 \*\*\*\*

\*\*\*\* Serum 1100 \*\*\*\*

Investigator	POS	A26	A29	A33	A34	A66	A68	Other	POS	A25	A26	A66	A11	A29	A34	A2	A33	A68	Other	Method
Cecka, J. Micha	100								93	+	+	+	+	+	+	+	+	+	B51,A1,A30,A31>	AHG
Gandhi, Manish		+				+				+	+	+								AHG
Hahn, Amy B. Pl	96								87	+	+	+	+		+	+		+	A10,A69	AHG
Mah, Helen	66	+	+	+	+		+	A11,B61,B62,B52>	43	+	+	+		+						AHG
Suciu-Foca, Nic	70	+	+	+	+	+	+	A2,A25,A30,A31	40	+	+	+	+	+	+		+	+		AHG

\*\*\*\* Serum 1097 \*\*\*\*

\*\*\*\* Serum 1098 \*\*\*\*

Investigator	POS	A25	A26	A34	A6601	B51	B52	Other	POS	A25	A6601	Other	Method
Dunk, Arthur	33	+	+	+	+	+	+		7	+	+		OTH
McCluskey, Jame	26	+	+						5	+			OTH

\*\*\*\* Serum 1099 \*\*\*\*

\*\*\*\* Serum 1100 \*\*\*\*

Investigator	POS	A26	A28	A33	A25	A34	A6601	A68	A11	Other	POS	A26	A25	A6601	A11	Other	Method
Dunk, Arthur	40	+	+	+	+	+	+	+			13	+	+	+			OTH
McCluskey, Jame	32	+	+	+					+		16	+			+		OTH

\*\*\* Serum 1097 \*\*\*

5 typing Labs

Antigen	Consensus	Inclusion
A25	80%	100%
A26	80%	100%
A34	80%	100%
A66	80%	100%
A29	60%	100%
A33	60%	100%
B51	60%	100%
A11	40%	100%
A31	40%	100%
A36	40%	100%
A74	40%	100%
B52	40%	100%
A1	40%	95%
A30	40%	87%
A28	20%	100%
A43	20%	100%
B18	20%	100%
B35	20%	100%
B42	20%	100%
B44	20%	100%
B49	20%	100%
B55	20%	100%
B57	20%	100%
B62	20%	100%
B63	20%	100%
B71	20%	100%
B72	20%	100%
B75	20%	100%
B76	20%	100%
BW4	20%	100%
CW12	20%	100%
CW17	20%	100%
B58	20%	88%
B53	20%	80%
B27	20%	75%
CW6	20%	73%

Method: Antiglobulin

\*\*\* Serum 1098 \*\*\*

5 typing Labs

Antigen	Consensus	Inclusion
A25	100%	100%
A11	80%	100%
A26	80%	100%
A66	60%	100%
A2	40%	100%
A1	20%	100%
A10	20%	100%
A34	20%	100%
A36	20%	100%
B13	20%	100%

\*\*\* Serum 1099 \*\*\*

5 typing Labs

Antigen	Consensus	Inclusion
A26	60%	100%
A29	40%	100%
A33	40%	100%
A34	40%	100%
A66	40%	100%
A68	40%	80%
A2	20%	100%
A25	20%	100%
A30	20%	100%
A31	20%	100%
B52	20%	100%
B54	20%	100%
B55	20%	100%
B57	20%	100%
B61	20%	100%
B62	20%	100%
B65	20%	100%
B71	20%	100%
A11	20%	86%

\*\*\* Serum 1100 \*\*\*

5 typing Labs

Antigen	Consensus	Inclusion
A25	100%	100%
A26	100%	100%
A66	100%	100%
A11	60%	100%
A29	60%	100%
A34	60%	100%
A2	40%	100%
A33	40%	100%
A68	40%	100%
A1	20%	100%
A10	20%	100%
A28	20%	100%
A30	20%	100%
A31	20%	100%
A32	20%	100%
A36	20%	100%
A69	20%	100%
A74	20%	100%
B51	20%	100%

\*\*\* Serum 1097 \*\*\*

2 typing Labs

Antigen	Consensus	Inclusion
A25	100%	100%
A26	100%	100%
A34	50%	100%
A6601	50%	100%
B51	50%	100%
B52	50%	100%

Method: Other

\*\*\* Serum 1098 \*\*\*

2 typing Labs

Antigen	Consensus	Inclusion
A25	100%	100%
A6601	50%	100%

\*\*\* Serum 1099 \*\*\*

2 typing Labs

Antigen	Consensus	Inclusion
A26	100%	100%
A28	100%	100%
A33	100%	100%
A25	50%	100%
A34	50%	100%
A6601	50%	100%
A68	50%	100%
A11	50%	50%

\*\*\* Serum 1100 \*\*\*

2 typing Labs

Antigen	Consensus	Inclusion
A26	100%	100%
A25	50%	100%
A6601	50%	100%
A11	50%	50%

\*\*\*\* Serum 1097 \*\*\*\*

Investigator	% POS	A25	A34	A26	A33	A43	B51	A1	A36	A68	B35	B52	B63	B78	A30	A31	A69	A74	A80	B49	B53	B71	B75	B77	A3	A29	B62	B72	A66	B56	B57	B59	CW9	All	Other	Method		
Al-Attas, Rabak		+	+	+	+	+	+	+	+	+	+	+	+	+	+	+	+	+	+	+	+	+	+	+	+	+	+	+	+	+	+	+	+	+	B50,A32,B38>	LMX		
Al-Baz, Nabeela		+	+	+	+	+	+	+	+	+	+	+	+	+	+	+	+	+	+	+	+	+	+	+	+	+	+	+	+	+	+	+	+	+	+	B50,A32,B64 >	LMX	
Askar, Medhat	98	+	+	+	+	+	+	+	+	+	+	+	+	+	+	+	+	+	+	+	+	+	+	+	+	+	+	+	+	+	+	+	+	+	A203,B50,A32,B64 >	LMX		
Cecka, J. Mich	91	+	+	+	+	+	+	+	+	+	+	+	+	+	+	+	+	+	+	+	+	+	+	+	+	+	+	+	+	+	+	+	+	+	B50,B58,B46 >	LMX		
Claas, F.H.J.	36	+	+	+																															A6601,A6602	LMX		
Dunn, Paul		+	+	+	+	+	+	+	+	+	+	+	+	+	+	+	+	+	+	+	+	+	+	+	+	+	+	+	+	+	+	+	+	+	+	A203,B50,A32 >	LMX	
Eckels/CPMC,		+	+	+	+	+	+	+	+	+	+	+	+	+	+	+	+	+	+	+	+	+	+	+	+	+	+	+	+	+	+	+	+	+	+	B50,B58,B46 >	LMX	
Fort, Marylise		+	+	+	+	+	+	+	+	+	+	+	+	+	+	+	+	+	+	+	+	+	+	+	+	+	+	+	+	+	+	+	+	+	+	A2,B50,B13 >	LMX	
Gandhi, Manish		+	+	+	+	+	+	+	+	+	+	+	+	+	+	+	+	+	+	+	+	+	+	+	+	+	+	+	+	+	+	+	+	+	+	CW4,CW6,A11,A2 >	LMX	
Hahn, Amy B. Pt	55	+	+	+	+	+	+	+	+	+	+	+	+	+	+	+	+	+	+	+	+	+	+	+	+	+	+	+	+	+	+	+	+	+	+	B50,A32,B64 >	LMX	
Hamdi, Nuha		+	+	+	+	+	+	+	+	+	+	+	+	+	+	+	+	+	+	+	+	+	+	+	+	+	+	+	+	+	+	+	+	+	+	B50,B58,B46 >	LMX	
Harville, Terry		+	+	+	+	+	+	+	+	+	+	+	+	+	+	+	+	+	+	+	+	+	+	+	+	+	+	+	+	+	+	+	+	+	+	A2,B50,B58 >	LMX	
Hogan, Patrick		+	+	+	+	+	+	+	+	+	+	+	+	+	+	+	+	+	+	+	+	+	+	+	+	+	+	+	+	+	+	+	+	+	+	CW10	LMX	
Holdsworth, Rhc		+	+	+	+	+	+	+	+	+	+	+	+	+	+	+	+	+	+	+	+	+	+	+	+	+	+	+	+	+	+	+	+	+	+	A203,B50,A32 >	LMX	
JunHe,		+	+	+	+	+	+	+	+	+	+	+	+	+	+	+	+	+	+	+	+	+	+	+	+	+	+	+	+	+	+	+	+	+	+	B50,B7801,A1101 >	LMX	
Kapoor, Parkmar		+	+	+	+	+	+	+	+	+	+	+	+	+	+	+	+	+	+	+	+	+	+	+	+	+	+	+	+	+	+	+	+	+	+	B50,A32,B38 >	LMX	
Klein, Tirza	40	+	+	+	+	+	+	+	+	+	+	+	+	+	+	+	+	+	+	+	+	+	+	+	+	+	+	+	+	+	+	+	+	+	+	CW3	LMX	
Loewenthal MD,	98	+	+	+	+	+	+	+	+	+	+	+	+	+	+	+	+	+	+	+	+	+	+	+	+	+	+	+	+	+	+	+	+	+	+	B27,B58,B8C >	LMX	
Mah, Helen		+	+	+	+	+	+	+	+	+	+	+	+	+	+	+	+	+	+	+	+	+	+	+	+	+	+	+	+	+	+	+	+	+	+	A203,B50,B13,B55 >	LMX	
McAlack-Hanau,	92	+	+	+	+	+	+	+	+	+	+	+	+	+	+	+	+	+	+	+	+	+	+	+	+	+	+	+	+	+	+	+	+	+	+	B50,B46	LMX	
McCluskey, Jame	40	+	+	+	+	+	+	+	+	+	+	+	+	+	+	+	+	+	+	+	+	+	+	+	+	+	+	+	+	+	+	+	+	+	+	B27,B54,B55,B14 >	LMX	
Meyer, Pieter V	98																																			CW4,CW6,B58,CW1 >	LMX	
Mpuntsha, Loyis		+	+	+	+	+	+	+	+	+	+	+	+	+	+	+	+	+	+	+	+	+	+	+	+	+	+	+	+	+	+	+	+	+	+	+	B50,A32,B64 >	LMX
Ozawa, Mikki		+	+	+	+	+	+	+	+	+	+	+	+	+	+	+	+	+	+	+	+	+	+	+	+	+	+	+	+	+	+	+	+	+	+	+	B50,B58,B46 >	LMX
Pais, Maria Lui		+	+	+	+	+	+	+	+	+	+	+	+	+	+	+	+	+	+	+	+	+	+	+	+	+	+	+	+	+	+	+	+	+	+	+	B50,A32,B64 >	LMX
Pancoska, Carol	51	+	+	+	+	+	+	+	+	+	+	+	+	+	+	+	+	+	+	+	+	+	+	+	+	+	+	+	+	+	+	+	+	+	+	+	B50,B46,CW10	LMX
Permpikul, Vejk		+	+	+	+																																B7,B64,B65,B18 >	LMX
Phelan, Donna		+	+	+	+	+	+	+	+	+	+	+	+	+	+	+	+	+	+	+	+	+	+	+	+	+	+	+	+	+	+	+	+	+	+	+	B50,A32,B58 >	LMX
Ramon, Daniel E	55	+	+	+	+	+	+	+	+	+	+	+	+	+	+	+	+	+	+	+	+	+	+	+	+	+	+	+	+	+	+	+	+	+	+	+	A2,B50,A32 >	LMX
Rosen-Bronson,	94	+	+	+	+	+	+	+	+	+	+	+	+	+	+	+	+	+	+	+	+	+	+	+	+	+	+	+	+	+	+	+	+	+	+	+	B50,B58,B46 >	LMX
Suciu-Foca, Nic	100	+	+	+	+	+	+	+	+	+	+	+	+	+	+	+	+	+	+	+	+	+	+	+	+	+	+	+	+	+	+	+	+	+	+	+	B50,A32,B64,B65 >	LMX
Tabary, Thierry	85	+	+	+	+	+	+	+	+	+	+	+	+	+	+	+	+	+	+	+	+	+	+	+	+	+	+	+	+	+	+	+	+	+	+	+	B50,A32,B65,B38 >	LMX
Turner, E.V. Pt		+	+	+	+	+	+	+	+	+	+	+	+	+	+	+	+	+	+	+	+	+	+	+	+	+	+	+	+	+	+	+	+	+	+	+		LMX
Vidan-Jeras, Bl	50	+	+	+	+	+	+	+	+	+	+	+	+	+	+	+	+	+	+	+	+	+	+	+	+	+	+	+	+	+	+	+	+	+	+	+	B50,B58,B46 >	LMX

\*\*\* Serum 1098 \*\*\*

Investigator	% POS	A26	A25	A43	B45	A2	B44	A34	B76	A11	B57	A68	A1	A66	B58	B82	A69	A36	B73	B37	A30	CW18	A80	CW7	A32	A33	CW6	A6602	A6601	A1101	A1102	B51	Other	Method							
Al-Attas, Rabak		+	+	+	+	+	+	+	+	+	+	+	+		+	+	+	+	+	+	+	+	+					+	+					LMX							
Al-Baz, Nabeela		+	+	+	+	+	+	+	+	+	+	+	+	+	+	+	+	+	+	+	+	+	+	+	+	+	+	+	+	+	+				LMX						
Askar, Medhat	96	+	+	+	+	+	+	+	+	+	+	+	+	+	+	+	+	+	+	+	+	+	+	+	+	+	+	+	+	+	+	A203		LMX							
Cecka, J. Mich	69	+	+	+	+	+	+	+	+	+	+	+	+	+	+	+	+	+	+	+	+	+	+	+	+	+	+	+	+	+	+	+			LMX						
Claas, F.H.J.	NT																																		LMX						
Dunn, Paul		+	+	+	+	+	+	+	+	+	+	+	+	+	+	+	+	+	+	+	+	+	+	+	+	+	+	+	+	+	+	+	+	A203		LMX					
Eckels/CPMC,		+	+	+	+	+	+	+	+	+	+	+	+	+	+	+	+	+	+	+	+	+	+	+	+	+	+	+	+	+	+	+	+			LMX					
Fort, Marylise		+	+	+	+	+	+	+	+	+	+	+	+	+	+	+	+	+	+	+	+	+	+	+	+	+	+	+	+	+	+	+	+	+	+ CW4,B13,B47,B53 >		LMX				
Gandhi, Manish		+	+	+	+	+	+	+	+	+	+	+	+	+	+	+	+	+	+	+	+	+	+	+	+	+	+	+	+	+	+	+	+	+	+ CW4,B49,B13,B47 >		LMX				
Hahn, Amy B. P	36	+	+	+	+	+	+	+	+	+	+	+	+	+	+	+	+	+	+	+	+	+	+	+	+	+	+	+	+	+	+	+	+			LMX					
Hamdi, Nuha		+	+	+	+	+	+	+	+	+	+	+	+	+	+	+	+	+	+	+	+	+	+	+	+	+	+	+	+	+	+	+	+	+			LMX				
Harville, Terry		+	+	+	+	+	+	+	+	+	+	+	+	+	+	+	+	+	+	+	+	+	+	+	+	+	+	+	+	+	+	+	+	+			LMX				
Hogan, Patrick		+	+	+	+	+	+	+	+	+	+	+	+	+	+	+	+	+	+	+	+	+	+	+	+	+	+	+	+	+	+	+	+	+	+			LMX			
Holdsworth, Rhc		+	+	+	+	+	+	+	+	+	+	+	+	+	+	+	+	+	+	+	+	+	+	+	+	+	+	+	+	+	+	+	+	+	+	+ CW4,B49,B13,B47 >		LMX			
JunHe,		+	+	+	+	+	+	+	+	+	+	+	+	+	+	+	+	+	+	+	+	+	+	+	+	+	+	+	+	+	+	+	+	+	+	A203,B8201		LMX			
Kapoor, Parkmar		+	+	+	+	+	+	+	+	+	+	+	+	+	+	+	+	+	+	+	+	+	+	+	+	+	+	+	+	+	+	+	+	+	+			LMX			
Klein, Tirza	19	+	+	+	+	+	+	+	+	+	+	+	+	+	+	+	+	+	+	+	+	+	+	+	+	+	+	+	+	+	+	+	+	+	+			LMX			
Loewenthal MD,	80	+	+	+	+					+		+																								B49,A23,B18,B8C >		LMX			
Mah, Helen		+	+	+	+	+	+	+	+		+	+	+		+	+	+	+	+	+	+	+	+	+	+	+	+	+	+	+	+	+	+	+	+	+ CW4,A203,B49,B13 >		LMX			
McAlack-Hanau,	88	+	+	+	+	+	+	+	+	+	+	+	+	+	+	+	+	+	+	+	+	+	+	+	+	+	+	+	+	+	+	+	+	+	+			LMX			
McCluskey, Jame	18	+	+	+	+	+	+	+	+	+	+	+	+	+	+	+	+	+	+	+	+	+	+	+	+	+	+	+	+	+	+	+	+	+	+	A203,CW9,A210		LMX			
Meyer, Pieter V	82	+	+	+	+	+	+	+	+	+	+	+	+	+	+	+	+	+	+	+	+	+	+	+	+	+	+	+	+	+	+	+	+	+	+	B53,B18		LMX			
Mpuntsa, Loyis		+	+	+	+	+	+	+	+	+	+	+	+	+	+	+	+	+	+	+	+	+	+	+	+	+	+	+	+	+	+	+	+	+	+	+ B13,B47,B8		LMX			
Ozawa, Mikki		+	+	+	+	+	+	+	+	+	+	+	+	+	+	+	+	+	+	+	+	+	+	+	+	+	+	+	+	+	+	+	+	+	+	+			LMX		
Pais, Maria Lui		+	+	+	+	+	+	+	+	+	+	+	+	+	+	+	+	+	+	+	+	+	+	+	+	+	+	+	+	+	+	+	+	+	+	+			LMX		
Pancoska, Carol	33	+	+	+	+	+	+	+	+	+	+	+	+	+	+	+	+	+	+	+	+	+	+	+	+	+	+	+	+	+	+	+	+	+	+	+			LMX		
Permpikul, Vejk		+	+				+			+	+		+	+																									LMX		
Phelan, Donna		+	+	+	+	+	+	+	+	+	+	+	+	+	+	+	+	+	+	+	+	+	+	+	+	+	+	+	+	+	+	+	+	+	+	+	+			LMX	
Ramon, Daniel E	35	+	+	+	+	+	+	+	+	+	+	+	+	+	+	+	+	+	+	+	+	+	+	+	+	+	+	+	+	+	+	+	+	+	+	+			LMX		
Rosen-Bronson,	88	+	+	+	+	+	+	+	+	+	+	+	+	+	+	+	+	+	+	+	+	+	+	+	+	+	+	+	+	+	+	+	+	+	+	+	+			LMX	
Suciu-Foca, Nic	100	+	+	+	+	+	+	+	+	+	+	+	+	+	+	+	+	+	+	+	+	+	+	+	+	+	+	+	+	+	+	+	+	+	+	+	+			LMX	
Tabary, Thierry	69	+	+	+	+	+	+	+	+	+	+	+	+	+	+	+	+	+	+	+	+	+	+	+	+	+	+	+	+	+	+	+	+	+	+	+	+	CW17,B8201		LMX	
Turner, E.V. P		+	+	+	+	+	+	+	+	+	+	+	+	+	+	+	+	+	+	+	+	+	+	+	+	+	+	+	+	+	+	+	+	+	+	+	+			LMX	
Vidan-Jeras, Bl	32	+	+	+	+	+	+	+	+	+	+	+	+	+	+	+	+	+	+	+	+	+	+	+	+	+	+	+	+	+	+	+	+	+	+	+	+	+			LMX







\*\*\* Serum 1097 \*\*\*  
34 typing Labs

Antigen	Consensus	Inclusion
A25	97%	100%
A34	97%	91%
A26	94%	100%
A33	94%	100%
A43	94%	100%
B51	94%	100%
A1	91%	100%
A36	91%	100%
A68	91%	100%
B35	91%	100%
B52	91%	100%
B63	91%	100%
B78	91%	100%
A30	88%	100%
A31	88%	100%
A69	88%	100%
A74	88%	100%
A80	88%	100%
B49	88%	100%
B53	88%	100%
B71	88%	100%
B75	88%	100%
B77	88%	100%
A3	88%	89%
A29	85%	100%
B62	85%	100%
B72	85%	100%
A66	79%	100%
B56	79%	100%
B57	79%	100%
B59	79%	100%
CW9	79%	100%
A11	76%	100%
CW10	76%	87%
B58	76%	83%
B50	76%	80%
B46	71%	100%
A32	47%	100%
B38	44%	100%
B65	41%	100%
B64	38%	100%
A6601	29%	100%
A6602	29%	75%
A1102	21%	100%
A1101	18%	100%
B39	15%	100%

\*\*\* Serum 1098 \*\*\*  
34 typing Labs

Antigen	Consensus	Inclusion
A26	97%	100%
A25	94%	100%
A43	94%	100%
B45	94%	100%
A2	91%	100%
B44	91%	100%
A34	88%	100%
B76	88%	100%
A11	85%	100%
B57	85%	100%
A68	85%	87%
A1	85%	67%
A66	82%	100%
B58	79%	100%
B82	76%	100%
A69	74%	100%
A36	71%	60%
B73	53%	100%
B37	50%	100%
A30	50%	43%
CW18	47%	100%
A80	41%	100%
CW7	41%	100%
A32	35%	100%
A33	35%	75%
CW6	32%	100%
A6602	29%	100%
A6601	26%	100%
A1101	21%	100%
A1102	21%	100%
B51	18%	100%
A203	15%	100%
B13	15%	100%
B47	15%	100%
B53	15%	100%
B8	15%	100%

\*\*\* Serum 1099 \*\*\*  
34 typing Labs

Antigen	Consensus	Inclusion
A25	100%	100%
A26	100%	100%
A33	97%	100%
A34	97%	100%
A68	97%	100%
B57	97%	100%
A2	94%	100%
A29	94%	100%
A3	94%	100%
B58	94%	100%
A1	91%	100%
A30	91%	100%
A31	91%	100%
A36	88%	100%
A43	88%	100%
A69	88%	100%
A80	88%	100%
A74	85%	100%
B75	85%	86%
B62	82%	100%
A11	79%	100%
A66	79%	100%
B72	79%	100%
B35	76%	100%
B53	76%	100%
B71	76%	100%
B51	74%	100%
B77	74%	100%
B78	74%	100%
B46	68%	100%
B52	68%	100%
B18	59%	100%
B39	56%	100%
B64	53%	100%
B37	50%	100%
B63	50%	100%
B48	47%	100%
B65	47%	100%
B49	44%	100%
A32	41%	100%
B38	41%	100%
B50	38%	100%
A6601	32%	100%
A6602	32%	75%
A24	32%	50%
B54	29%	100%
B27	26%	100%
A2403	21%	100%
B56	21%	100%
B8	21%	100%
B60	18%	100%
B81	18%	100%
A1101	15%	100%

\*\*\* Serum 1100 \*\*\*  
34 typing Labs

Antigen	Consensus	Inclusion
A25	94%	100%
A26	94%	100%
A29	94%	100%
A33	94%	100%
A34	94%	100%
A68	94%	100%
A1	91%	100%
A32	91%	100%
A36	91%	100%
A43	91%	100%
A74	91%	100%
B63	91%	100%
B78	91%	100%
A2	91%	88%
A31	88%	100%
A69	88%	100%
A3	88%	67%
A11	85%	100%
A30	85%	100%
A80	85%	100%
B18	85%	90%
B57	82%	100%
B73	82%	100%
B51	82%	90%
CW7	82%	86%
B64	79%	100%
A66	76%	100%
B65	76%	100%
CW18	76%	100%
B58	71%	100%
B8	71%	67%
B75	68%	83%
CW17	62%	100%
CW6	56%	83%
B35	44%	100%
B71	44%	100%
B77	44%	100%
B39	41%	100%
B53	38%	100%
B62	38%	100%
B38	35%	100%
B54	35%	100%
A6601	29%	100%
A6602	26%	100%
B46	26%	100%
B52	24%	100%
A1101	21%	100%
A1102	18%	100%
B72	18%	100%
B76	18%	100%
A203	15%	100%
B55	15%	100%
B82	15%	100%

Method: Luminex



\*\*\* Serum 1097 \*\*\*

2 typing Labs

Antigen	Consensus	Inclusion
A1	100%	100%
A11	100%	100%
A25	100%	100%
A26	100%	100%
A29	100%	100%
A31	100%	100%
A30	50%	100%
A33	50%	100%
A34	50%	100%
A36	50%	100%
A66	50%	100%
A68	50%	100%
B35	50%	100%
B49	50%	100%
B51	50%	100%
B57	50%	100%
B62	50%	100%

Method: Flow cytometry

\*\*\* Serum 1098 \*\*\*

2 typing Labs

Antigen	Consensus	Inclusion
A11	100%	100%
A25	100%	100%
A26	100%	100%
A1	50%	100%
A2	50%	100%
A32	50%	100%
A36	50%	100%
A66	50%	100%

\*\*\* Serum 1099 \*\*\*

2 typing Labs

Antigen	Consensus	Inclusion
A11	100%	100%
A25	100%	100%
A29	100%	100%
A31	100%	100%
A34	100%	100%
A1	50%	100%
A2	50%	100%
A26	50%	100%
A3	50%	100%
A30	50%	100%
A33	50%	100%
A36	50%	100%
A66	50%	100%
A68	50%	100%
B35	50%	100%
B57	50%	100%
B62	50%	100%

\*\*\* Serum 1100 \*\*\*

2 typing Labs

Antigen	Consensus	Inclusion
A11	100%	100%
A25	100%	100%
A26	100%	100%
A29	100%	100%
A32	100%	100%
A1	50%	100%
A31	50%	100%
A33	50%	100%
A34	50%	100%
A36	50%	100%
A66	50%	100%
A68	50%	100%
B18	50%	100%
B35	50%	100%
B51	50%	100%
B65	50%	100%

\*\*\* Serum 1097 \*\*\*

3 typing Labs

Antigen	Consensus	Inclusion
A1	100%	100%
A25	100%	100%
A66	100%	100%
A30	100%	80%
A11	67%	100%
A26	67%	100%
A33	67%	100%
A34	67%	100%
A36	67%	100%
B51	67%	100%
B52	67%	100%
A29	67%	80%
A31	33%	100%
A32	33%	100%
A68	33%	100%
A69	33%	100%
A80	33%	100%
B35	33%	100%
B49	33%	100%
B53	33%	100%
B59	33%	100%
B63	33%	100%
B75	33%	100%
B78	33%	100%

Method: Elisa

\*\*\* Serum 1098 \*\*\*

3 typing Labs

Antigen	Consensus	Inclusion
A1	100%	100%
A11	100%	100%
A25	100%	100%
A26	100%	100%
A66	100%	67%
A36	67%	100%
A2	67%	83%
A68	33%	100%
A69	33%	100%
B37	33%	100%
B44	33%	100%
B45	33%	100%
B53	33%	100%
B59	33%	100%
A34	33%	50%

\*\*\* Serum 1099 \*\*\*

3 typing Labs

Antigen	Consensus	Inclusion
A25	100%	100%
A26	100%	100%
A29	100%	100%
A34	100%	100%
A66	100%	100%
A11	67%	100%
A30	67%	100%
A68	67%	100%
B51	67%	100%
A1	33%	100%
A2	33%	100%
A31	33%	100%
A33	33%	100%
A36	33%	100%
A69	33%	100%
A80	33%	100%
B52	33%	100%
B57	33%	100%
B58	33%	100%

\*\*\* Serum 1100 \*\*\*

3 typing Labs

Antigen	Consensus	Inclusion
A11	100%	100%
A25	100%	100%
A26	100%	100%
A34	100%	100%
A66	100%	100%
A29	67%	100%
A36	67%	100%
A68	67%	100%
A1	33%	100%
A2	33%	100%
A33	33%	100%
A69	33%	100%
B18	33%	100%
B47	33%	100%
B51	33%	100%
B63	33%	100%

INVESTIGATOR		DNA EXTRACT #557 (Japanese)						method
CTR	NAME	A1	A2	B1	B2	C1	C2	
5488	Adams, Sharon	*24:02		*15:26N		*04		RSSO, SBT, SSP
4691	Ajlan, Abdula	*24	*24	*15	*15	*04	*04	SSO
2332	Al-Awwami, Mo	*24		*15		*04		RSSO
5133	Baker, Judy	*24:02		*15:26N		*04:01/09N/30/82		SSO, SBT
4345	Blasczyk, Rai	*24:02:01G		*15:26N		*04:01:01G		PCR-SBT
8038	Cao&Cano	*24:02	*24:02	*15:26N	*15:26N	*04:01/09N/30/82	*04:01/09N/30/82	SSO, SSP, SBT
	785 Chan, Soh Ha	*24		*15:26N		*04:01/09N/28/30/41/79/82/84+		SBT
9916	Charlton, Ron	*24:02		*15:26N		*04:01:01		SSP, SBT
3224	Chen, Dongfen	*24:02		*15:26N		*04:01/09N/30/82		SBT
8021	Clark, Brenda	*24:02-04+		*15:01/04-08+		*04:01:01-01:04+		PCR-SSP
5219	Daniel, Dolly	*24	*24	*15	*15			PCR-SSO, SSP
3766	Dunn, Paul	*24		*15:01:14/26N		*04		PCR-SSO, SSP
3135	Enczmann, J.	*24:02		*15:26N		*04:01		SBT, SSO, SSP
	762 Fischer&Mayr	*24:02		*15:26N		*04:01/09N/30		SSO, SSP, SBT
4079	Fort, Marylis	*24		*15:26N	*15:01/27	*04:01/82/85/86		SSO, SSP
1461	Hidajat, Mela	*24:02		*15:26N		*04:01		SSO, SSP, SBT
615	Holdsworth, R	*24:02:01G		*15:26N		*04:01:01G		SBT
	745 Holman, Richa	*24:02		*15:26N		*04:01:01		SSO, SSP, SBT
2344	Hurley&Hartz	*24:02:01:01/02:01:02L+	*24:02:01:01+	*15:26N	*15:26N	*04:01:01:01/01:01:02+	*04:01:01:01+	SBT, SSO
	13 Kapoor/Park	*24:02		*15:26N		*04:01		
1694	Kissel&Hess	*24		*15		*04		SSP
	87 Land, Geoff	*24:02	*24:02	*15:26N	*15:26N	*04:01	*04:01	SBT, SSO, SSP
	278 Lee, Jar-How	*24:02		*15:26N		*04:01		SSP, RSSO
	640 Lee, Kyung Wh	*24:02		*15:26N		*04:01/09N/30/82		PCR-SBT
5096	Lee, Sun-Ah	*24	*24	*15	*15			SSO
8042	Muncher, Lior	*24:02		*15		*04:01		SSO, SSP
9001	Muncher_LR	*24		*15		*04		SSO, SSP
2847	Narisawa, Tad	*24		*15		*04		RSSO
3966	Permpikul&Ve	*24		*15		*04		PCR-SSP
2400	Phelan, Donna	*24:02		*15:26N		*04:01:01G		RSSO, SBT, SSP
3753	Reed, Elaine	*24:02	*24:02	*15:26N	*15:26N	*04:01/09N/30/82	*04:01/09N/30/82	SBT
3798	Reinsmoen, N	*24:02:01/01L		*15:26N		*04:01:01/82		
4251	Schiller, J	*24:02P	*24:02P	*15:26N	*15:26N	*04:01P	*04:01P	PCR-RSSO, SBT
3545	Scornik, Juan	*24:02/02L		*15:26N		*04:01/09N/30/82		SSO, SBT
8068	Shanmugam, He	*24	*24	*15	*15	*04	*04	PCR-SSP
	746 Stamm, Luz	*24:02		*15:26N		*04:01		RSSO, SSP, SBT
4021	Trachtenberg	*24	*24	*15		*04		SSO, SSP
5462	Turner, E.V.	*24:02P		*15:26N		*04:01:01G		SBT, SSO
	797 Yabe, Hiromasa	*24:02		*15:26N		*04:01/09N/30		SSO, SBT

INVESTIGATOR		DNA EXTRACT #558 (Asian)						
CTR	NAME	A1	A2	B1	B2	C1	C2	method
5488	Adams, Sharon	*02:03:01	*02:06:01	*15:25	*48:03	*04:03	*08:01:01/22	RSSO, SBT, SSP
4691	Ajlan, Abdula	*02	*02	*15	*48	*04	*08	SSO
2332	Al-Awwami, Mo	*02		*15	*48	*04	*08	RSSO
5133	Baker, Judy	*02:03:01	*02:06:01	*15:25:01	*48:03:01	*04:03	*08:01/20/22/24	SSO, SBT
4345	Blasczyk, Rai	*02:03P	*02:06P	*15:25P	*48:03:01	*04:03	*08:01P	PCR-SBT
8038	Cao&Cano	*02:03:01	*02:06:01	*15:25:01	*48:03:01	*04:03	*08:01/22	SSO, SSP, SBT
	785 Chan, Soh Ha	*02	*02	*15:25	*48:03	*04:03	*08:01/20/22/24	SBT
9916	Charlton, Ron	*02:03:01	*02:06:01	*15:25	*48:03	*04:03	*08:01:01	SSP, SBT
3224	Chen, Dongfen	*02:03	*02:06	*15:25	*48:03	*04:03	*08:01/22	SBT
8021	Clark, Brenda	*02:01-06+		*15:01:01/01:03+	*48:03/21	*04:01:01-01:04+	*08:01/03/06+	PCR-SSP
5219	Daniel, Dolly	*02	*02	*15	*48			PCR-SSO, SSP
3766	Dunn, Paul	*02	*02	*15:25/219	*48:03/21	*04:03/107	*08	PCR-SSO, SSP
3135	Enczmann, J.	*02:03	*02:06	*15:25	*48:03	*04:03	*08:01	SBT, SSO, SSP
	762 Fischer&Mayr	*02:03	*02:06	*15:25	*48:03	*04:03	*08:01/22	SSO, SSP, SBT
4079	Fort, Marylis	*02:03/253/264	*02:06/290/330+	*15:25/219	*48:03	*04:03	*08:01/20/22/24+	PCR-SSP, SSO
1461	Hidajat, Mela	*02:03	*02:06	*15:25	*48:03	*04:03	*08:01	SSO, SSP, SBT
615	Holdsworth, R	*02:03:01G	*02:06:01G	*15:25:01G	*48:03	*04:03	*08:01:01G	SBT
	745 Holman, Richa	*02:03:01	*02:06:01	*15:25	*48:03	*04:03	*08:01:01	SSO, SSP, SBT
2344	Hurley&Hartz	*02:03:01/253/264+	*02:06:01/06:13+	*15:25:01/25:03	*48:03:01	*04:03	*08:01:01/01:03+	SBT, SSO
	13 Kapoor/Park	*02:03	*02:06	*15:25	*48:03	*04:03	*08:01	
1694	Kissel&Hess	*02		*15	*48	*04	*08	SSP
	87 Land, Geoff	*02:03	*02:06	*15:25	*48:03	*04:03	*08:01	SBT, SSO, SSP
	278 Lee, Jar-How	*02:03	*02:06	*15:25	*48:03	*04:03	*08:01	SSP, RSSO
	640 Lee, Kyung Wh	*02:03	*02:06	*15:25	*48:03	*04:03	*08:01/22	PCR-SBT
5096	Lee, Sun-Ah	*02	*02	*15	*48			SSO
8042	Muncher, Lior	*02:03	*02:06	*15:25	*48:03	*04:03	*08:01	SSO, SSP
9001	Muncher_LR	*02		*15	*48	*04	*08	SSO, SSP
2847	Narisawa, Tad	*02	*02	*15	*48	*04	*08	RSSO
3966	Permpikul&Ve	NT						
2400	Phelan, Donna	*02:03	*02:06	*15:25	*48:03	*04:03	*08:01/22	RSSO, SBT, SSP
3753	Reed, Elaine	*02:03	*02:06	*15:25	*48:03	*04:03	*08:01/22	SBT
3798	Reinsmoen, N	*02:03:01	*02:06:01	*15:25:01	*48:03:01	*04:03	*08:01	
4251	Schiller, J	*02:03	*02:06	*15:25	*48:03	*04:03	*08:01:01G	PCR-RSSO, SBT
3545	Scornik, Juan	*02:03	*02:06	*15:25	*48:03	*04:03	*08:01/22	SSO, SBT
8068	Shanmugam, He	*02	*02	*15	*48	*04	*08	PCR-SSP
	746 Stamm, Luz	*02:03	*02:06	*15:25	*48:03	*04:03	*08:01	RSSO, SSP, SBT
4021	Trachtenberg	*02	*02	*15	*48	*04	*08	SSO, SSP
5462	Turner, E.V.	*02:03:01	*02:06:01	*15:25	*48:03	*04:03	*08:01:01	SBT, SSO
	797 Yabe, Hiromasa	*02:03	*02:06	*15:25	*48:03	*04:03	*08:01/22	SSO, SBT

INVESTIGATOR		DNA EXTRACT #559 (Asian)							
CTR	NAME	A1	A2	B1	B2	C1	C2	method	
5488	Adams, Sharon	*11:01:01	*31:01:02	*54:01:01	*56:03	*01:02		RSSO, SBT, SSP	
4691	Ajlan, Abdula	*11	*31	*54	*56	*01	*01	SSO	
2332	Al-Awwami, Mo	*11	*31	*54	*56	*01		RSSO	
5133	Baker, Judy	*11:01:01	*31:01:02	*54:01:01	*56:03	*01:02/25		SSO, SBT	
4345	Blasczyk, Rai	*11:01:01G	*31:01:02G	*54:01P	*56:03	*01:02P		PCR-SBT	
8038	Cao&Cano	*11:01:01	*31:01:02	*54:01:01	*56:03	*01:02	*01:02	SSO, SSP, SBT	
	785 Chan, Soh Ha	*11	*31:01/14N/23/46+	*54:01/17	*56:03	*01:02/11/25/44		SBT	
9916	Charlton, Ron	*11:01:01	*31:01:02	*54:01:01	*56:03	*01:02:01		SSP, SBT	
3224	Chen, Dongfen	*11:01	*31:01	*54:01	*56:03	*01:02		SBT	
8021	Clark, Brenda	*11:01:01-01:12+	*31:01:02-01:04+	*54:01/05N/07/08N+	*56:03	*01:02/03/06-11+		PCR-SSP	
5219	Daniel, Dolly	*11	*31	*54	*55/*56			PCR-SSO, SSP	
3766	Dunn, Paul	*11	*31	*54	*56:03	*01		PCR-SSO, SSP	
3135	Enczmann, J.	*11:01	*31:01	*54:01	*56:03	*01:02		SBT, SSO, SSP	
	762 Fischer&Mayr	*11:01	*31:01	*54:01	*56:03	*01:02		SSO, SSP, SBT	
4079	Fort, Marylis	*11	*31	*54:01/17/23	*56:03	*01		SSO, SSP	
1461	Hidajat, Mela	*11:01	*31:01	*54:01	*56:03	*01:02		SSO, SSP, SBT	
615	Holdsworth, R	*11:01:01G	*31:01:02G	*54:01:01G	*56:03	*01:02:01G		SBT	
	745 Holman, Richa	*11:01:01	*31:01:02	*54:01:01	*56:03	*01:02:01		SSO, SSP, SBT	
2344	Hurley&Hartz	*11:01:01/21N/69N+	*31:01:02/01:13+	*54:01:01/17	*56:03	*01:02:01/02:02+	*01:02:01+	SBT, SSO	
1694	Kissel&Hess	*11	*31	*54	*56	*01		SSP	
	87 Land, Geoff	*11:01	*31:01	*54:01	*56:03	*01:02	*01:02	SBT, SSO, SSP	
	278 Lee, Jar-How	*11:01	*31:01	*54:01	*56:03	*01:02		SSP, RSSO	
	640 Lee, Kyung Wh	*11:01	*31:01	*54:01	*56:03	*01:02		PCR-SBT	
5096	Lee, Sun-Ah	*11	*31	*54	*56			SSO	
8042	Muncher, Lior	*11:01	*31:01	*54:01	*56:03	*01:02		SSO, SSP	
9001	Muncher_LR	*11	*31	*54	*56	*01		SSO, SSP	
2847	Narisawa, Tad	*11	*31	*54	*56	*01		RSSO	
	54 Pancoska, Ca								
3966	Permpikul&Ve	*11	*31	*54	*56:03	*01		PCR-SSP	
2400	Phelan, Donna	*11:01	*31:01	*54:01	*56:03	*01:02		RSSO, SBT, SSP	
3753	Reed, Elaine	*11:01	*31:01	*54:01	*56:03	*01:02	*01:02	SBT	
3798	Reinsmoen, N	*11:01:01	*31:01:02	*54:01:01	*56:03	*01:02			
4251	Schiller, J	*11:01	*31:01	*54:01	*56:03	*01:02	*01:02	PCR-RSSO, SBT	
3545	Scornik, Juan	*11:01	*31:01	*54:01	*56:03	*01:02		SSO, SBT	
8068	Shanmugam, He	*11	*31	*54	*56:03	*01	*01	PCR-SSP	
	746 Stamm, Luz	*11:01	*31:01	*54:01	*56:03	*01:02		RSSO, SSP, SBT	
4021	Trachtenberg	*11	*31	*54	*56	*01		SSO, SSP	
5462	Turner, E.V.	*11:01:01	*31:01:02	*54:01:01	*56:03	*01:02		SBT, SSO	
	797 Yabe, Hiromasa	*11:01	*31:01	*54:01	*56:03	*01:02		SSO, SBT	



INVESTIGATOR		DNA EXTRACT #560 (Hispanic)						method
CTR	NAME	A1	A2	B1	B2	C1	C2	
5488	Adams, Sharon	*01:01	*02:11	*40:04/64	*41:01/07	*03:04:01	*17:01:01/02/03	RSSO, SBT, SSP
4691	Ajlan, Abdula	*01	*02	*40	*41	*03	*17	SSO
2332	Al-Awwami, Mo	*01	*02	*40	*41	*03	*17	RSSO
5133	Baker, Judy	*01:01:01/01N	*02:11:01	*40:04	*41:01	*03:04	*17:01:01/02/03	SSO, SBT
4345	Blasczyk, Rai	*01:01:01G	*02:11P	*40:04	*41:01	*03:04P	*17:01P	PCR-SBT
8038	Cao&Cano	*01:01:01:01/01:01:02N	*02:11:01	*40:04	*41:01	*03:04:01	*17:01-03	SSO, SSP, SBT
785	Chan, Soh Ha	*01	*02:11/69/297	*40:04/64	*41:01/06/07/09	*03:04/100/101+	*17:01-03	SBT
9916	Charlton, Ron	*01:01:01:01	*02:11:01	*40:04	*41:01	*03:04:01	*17:01:01	SSP, SBT
3224	Chen, Dongfen	*01:01	*02:11	*40:04	*41:01	*03:04	*17:01	SBT
8021	Clark, Brenda	*01:01-04N+	*02:01:22/01:55+	*40:02/04+	*41:01-04+	*03:02/04+	*17:01-06+	PCR-SSP
5219	Daniel, Dolly	*01	*02	*40	*41			PCR-SSO, SSP
3766	Dunn, Paul	*01	*02:11/69/128+	*40:04/64	*41:01/05/07/14	*03	*17	PCR-SSO, SSP
3135	Enczmann, J.	*01:01	*02:11	*40:04	*41:01	*03:04	*17:01	SBT, SSO, SSP
762	Fischer&Mayr	*01:01	*02:11	*40:04	*41:01	*03:04	*17:01	SSO, SSP, SBT
4079	Fort, Marylis	*01	*02	*40:04	*41:01/05	*03	*17	SSO, SSP
1461	Hidajat, Mela	*01:01	*02:11	*40:04	*41:01	*03:04	*17:01	SSO, SSP, SBT
615	Holdsworth, R	*01:01:01G	*02:11:01G	*40:04	*41:01	*03:04:01G	*17:01:01G	SBT
745	Holman, Richa	*01:01	*02:11	*40:04	*41:01	*03:04:01	*17:01:01	SSO, SSP, SBT
2344	Hurley&Hartz	*01:01:01:01/01:01:02N+	*02:11:01/69	*40:04	*41:01	*03:04:01:01+	*17:01:01:01+	SBT, SSO
13	Kapoor/Park	*01:01	*02:11	*40:04	*41:01	*03:04	*17:01	
1694	Kissel&Hess	*01	*02	*40	*41	*03	*17	SSP
87	Land, Geoff	*01:01	*02:11	*40:04	*41:01	*03:04	*17:01	SBT, SSP, SSO
278	Lee, Jar-How	*01:01	*02:11	*40:04	*41:01	*03:04	*17:01	SSP, RSSO
640	Lee, Kyung Wh	*01:01	*02:11	*40:04/64	*41:01/07	*03:04	*17:01	PCR-SBT
5096	Lee, Sun-Ah	*01	*02	*40	*41			SSO
8042	Muncher, Lior	*01:01	*02:11	*40:04	*41:01	*03:04	*17:01	SSO, SSP
9001	Muncher_LR	*01	*02	*40	*41	*03	*17	SSO, SSP
2847	Narisawa, Tad	*01	*02	*40	*41	*03	*17	RSSO
3966	Permpikul&Ve	*01	*02	*40	*41	*03	*17	PCR-SSP
2400	Phelan, Donna	*01:01/01N	*02:11	*40:04	*41:01	*03:04	*17:01-03	RSSO, SBT, SSP
3753	Reed, Elaine	*01:01	*02:11	*40:04/64	*41:01/07	*03:04	*07:01-03	SBT
3798	Reinsmoen, N	*01:01:01/01N	*02:11:01	*40:04	*41:01	*03:04:01	*17:01:01	
4251	Schiller, J	*01:01:01G	*02:11	*40:04	*41:01	*03:04	*17:01:01G	PCR-RSSO, SBT
3545	Scornik, Juan	*01:01/01N	*02:11	*40:04	*41:01	*03:04	*17:01-03	SSO, SBT
8068	Shanmugam, He	*01	*02	*40	*41	*03	*17	PCR-SSP
746	Stamm, Luz	*01:01	*02:11	*40:04	*41:01	*03:04	*17:01	RSSO, SSP, SBT
4021	Trachtenberg	*01	*02	*40	*41	*03	*17	SSO, SSP
5462	Turner, E.V.	*01:01:01:01/01:01:02N	*02:11	*40:04	*41:01	*03:04	*17:01	SBT, SSO
797	Yabe, Hiromasa	*01:01/01N	*02:11	*40:04	*41:01	*03:04	*17:01	SSO, SBT



INVESTIGATOR		CELL NO.1469 (Hispanic)						method
CTR	NAME	A1	A2	B1	B2	C1	C2	
8070	Ahn, Jaeie	*02	*68	*38	*39	*07	*12	PCR-SSP
8075	Al-Baz, Nabe	*02	*68	*38	*39	*07	*12	SSO, SSP
16	Askar, Medhat	*02:05:01	*68:01:02/11N	*38:01:01	*39:05:01	*07:02+// *07:51	*12:03// *12:28	PCR-RSSO, SBT
774	Cecka, J. Mich	*02:05/154/179/229+	*68	*38	*39	*07	*12	SSP
4492	Charron, D.	*02:05/179	*68:01/33	*38:01	*39:05	*07:02	*12:03	PCR-SSO, SSP
798	Claas, F. H. J.	*02:05:01	*68:01:02	*38:01:01	*39:05:01	*07:02:01	*12:03:01	SBT
3632	Colombe, Beth	*02:05	*68:01	*38:01	*39:05	*07:02	*12:03	SSO, SSP
5130	Costeas, Paul	*02:05	*68:01	*38:01	*39:01/05	*07:02	*12:03	SSP
779	Daniel, Claud	*02	*68	*38	*39	*07	*12	PCR-SSP, SSO
8052	Del Pozo, Ana	*02	*68	*38	*39:05/55/56	*07	*12	PCR-SSO
3766	Dunn, Paul	*02	*68	*38	*39:05/55/56	*07	*12	SSO
5214	Eckels/CPMC	*02	*68	*38	*39	*07	*12	SSO
762	Fischer&Mayr	*02:05	*68:01	*38:01	*39:05	*07:02/50	*12:03	SBT ex1-4
792	Gandhi, Manish	*02:05	*68:01	*38:01	*39:05	*07:02	*12:03	SSO, SSP
810	Hamdi, Nuha	*02:05	*68:01	*38:01	*39:05	*07:02	*12:03	SSO
4269	Hanau, Daniel	*02:05:01	*68:01:02	*38:01:01	*39:05:01	*07:02:01	*12:03:01	SSP, SSO, SBT
3808	Hogan, Patric	*02	*68	*38:01	*39:05	*07:02+	*12:03+	
745	Holman, Richa	*02:05:01	*68:01:02	*38:01:01	*39:05:01	*07:02	*12:03	SSO, SSP, SBT
859	Kamoun, Malek	*02:05	*68:01	*38:01	*39:05	*07:02	*12:03	
4337	Kim, Tai-Gyu	*02:05/179/324	*68:01/11N/33	*38:01	*39:05	*07:02/50+	*12:03/23	SBT
168	Klein, Tirza	*02:05	*68:01	*38:01	*39:05	*07:02	*12:03	PCR-SSP, SSO
9000	Klein_LR	*02	*68	*38	*39	*07	*12	PCR-SSP, SSO
725	Lardy, N.M.	*02	*68	*38	*39	*07	*12	SSO, SSP
278	Lee, Jar-How	*02:05	*68:01	*38:01	*39:05	*07:02	*12:03	SSP, RSSO
6649	Lim, Young Ae	*02	*68	*38	*48	*07	*12	SSP
274	Lo, Raymundo	*02:05	*68	*38	*39	*07:138	*12:20	SSO
731	Loewenthal, R	*02:05:01	*68:01:02	*38:01:01	*39:05:01	*07:02	*12:03	
759	Lopez-Cepero	*02:05/08/172/179	*68:01/07/11N/12+	*38:01/09/10+	*39:05/55/56	*07:02/13/29+	*12:03/06/07+	RSSO
23	Mah, Helen	*02:05	*68:01	*38:01	*39:05	*07:02	*12:03	PCR-SSO
8029	Mani, Rama	*02	*68	*38	*39			PCR-SSP
206	McAlack-Hana	*02	*68	*38	*39	*07	*12	RSSO
8001	Rao, Prakash	*02	*68	*38	*39	*07	*12	RSSO
3625	Rees, Tracey	*02:05	*68	*38:01	*39:05	*07	*12	PCR-SSP, SBT
5200	Reinke, Denni	*02	*68	*38	*39	*07	*12	SSP
3519	Renac, Virgi	*02:05	*68:01	*38:01	*39:05	*07:02	*12:03	SBT, PCR-SSP
1160	Rosen-Bronso	*02:05	*68:01	*38:01	*39:05	*07:02	*12:03	SSP, SBT
793	Rubocki, Ron	*02	*68	*38	*39	*07	*12	SSP
4251	Schiller, J	*02:05:01G	*68:01:02G	*38:01	*39:05	*07:02P	*12:03	PCR-RSSO, SBT
5451	Tilanus, Marc	*02:05:01	*68:01:02	*38:01:01	*39:05:01	*07:02:01	*12:03:01	SBT
5462	Turner, E.V.	*02:05:01/179	*68:01:02	*38:01:01	*39:05:01	*07:02:01	*12:03:01	SBT, SSO
3186	Watson, Narel	*02	*68	*38	*39	*07	*12	SSO, SBT

INVESTIGATOR		CELL NO.1470 (Chinese)		B1	B2	C1	C2	method	
CTR	NAME	A1	A2						
8070	Ahn, Jaeie	*02	*02	*27	*48	*03	*12	PCR-SSP	
8075	Al-Baz, Nabe	*02	*02	*27	*48	*03	*12	SSO, SSP	
16	Askar, Medhat	*02:03:01//	*02:171: *02:07:01//	*02:191	*27:04:01	*48:01:01	*03:04:01	*12:02:01	PCR-RSSO, SBT
774	Cecka, J. Mich	*02:03:22/25/26+	*02:07/191+	*27	*48	*03	*12	SSP	
4492	Charron, D.	*02:03	*02:07	*27:04	*48:01	*03:04	*12:02	PCR-SSO, SSP	
798	Claas, F. H. J.	*02:03:01	*02:07:01	*27:04:01	*48:01:01	*03:04	*12:02	SBT	
3632	Colombe, Beth	*02:03	*02:07	*27:04	*48:01	*03:04	*12:02	SSO, SSP	
5130	Costeas, Paul	*02:03	*02:07	*27:04	*48:01	*03:04/19	*12:02	SSP	
779	Daniel, Claud	*02:03	*02	*27	*48	*03(CW10)	*12	PCR-SSP, SSO	
8052	Del Pozo, Ana	*02	*02	*27	*48:01/09/11+	*03	*12	PCR-SSO	
3766	Dunn, Paul	*02	*02	*27	*48	*03	*12	SSO	
5214	Eckels/CPMC	*02:03G/315	*02	*27	*48	*03(Cw10)	*12	SSO	
762	Fischer&Mayr	*02:03/171	*02:07/191	*27:04	*48:01	*03:04	*12:02	SBT ex1-4	
792	Gandhi, Manish	*02:03	*02:07	*27:04	*48:01	*03:04	*12:02	SSO, SSP	
810	Hamdi, Nuha	*02:03	*02:01	*27:04	*48:01	*03:02	*12:02	SSO	
4269	Hanau, Daniel	*02:03	*02:07	*27:04	*48:01	*03:04	*12:02	SSP, SSO, SBT	
3808	Hogan, Patric	*02		*27:04	*48:01	*03:04+	*12:02+		
745	Holman, Richa	*02:03:01	*02:07:01	*27:04:01	*48:01:01	*03:04	*12:02	SSO, SSP, SBT	
859	Kamoun, Malek	*02:03	*02:07	*27:04	*48:01	*03:04	*12:02		
4337	Kim, Tai-Gyu	*02:03/253/264	*02:07/15N/265	*27:04/68/69	*48:01/09	*03:04/100/101/105+	*12:02	SBT	
168	Klein, Tirza	*02:03	*02:07	*27:04	*48:01	*03:04	*12:02	PCR-SSP, SSO	
9000	Klein_LR	*02		*27	*48	*03	*12	PCR-SSP, SSO	
725	Lardy, N.M.	*02		*27	*48	*03	*12	SSO, SSP	
278	Lee, Jar-How	*02:03	*02:07	*27:04	*48:01	*03:04	*12:02	SSP, RSSO	
6649	Lim, Young Ae	*02		*27	*48	*03	*12	SSP	
274	Lo, Raymundo	*02	*02	*27	*48	*03	*12	SSO	
731	Loewenthal, R	*02:03:01	*02:07	*27:04:01	*48:01:01	*03:04	*12:02		
759	Lopez-Cepero	*02:03/148/171	*02:01/04/07/09+	*27:04/03/05+	*48:01/09/11+	*03:04/06/09/19/23+	*12:02/17/22/27+	RSSO	
23	Mah, Helen	*02:03	*02:07	*27:04	*48:01	*03:04	*12:02	PCR-SSO	
8029	Mani, Rama	*02		*27	*48			PCR-SSP	
206	McAlack-Hana	*02	*02	*27	*48	*03(CW10)	*12	RSSO	
8001	Rao, Prakash	*02		*27	*48	*03:04/06/09	*12	RSSO	
3625	Rees, Tracey	*02		*27	*48	*03	*12	PCR-SSP, SBT	
5200	Reinke, Denni	*02		*27	*48	*03(CW10)	*12	SSP	
3519	Renac, Virgi	*02:03	*02:07	*27:04	*48:01	*03:04	*12:02	SBT, PCR-SSP	
1160	Rosen-Bronso	*02:03/171	*02:07/191	*27:04/61	*48:01/15	*03:04	*12:02	SSP, SBT	
793	Rubocki, Ron	*02		*27	*48	*03(CW10)	*12	SSP	
4251	Schiller, J	*02:03	*02:07	*27:04	*48:01	*03:04	*12:02	PCR-RSSO, SBT	
5451	Tilanus, Marc	*02:03:01	*02:07:01	*27:04:01	*48:01:01	*03:04:01	*12:02:02	SBT	
5462	Turner, E. V.	*02:03:01	*02:07:01	*27:04:01	*48:01:01	*03:04P	*12:02P	SBT, SSO	
3186	Watson, Narel	*02	*02	*27	*48	*03:04/38	*12:02/49	SSO, SBT	

INVESTIGATOR		CELL NO.1471 (Hispanic)						method
CTR	NAME	A1	A2	B1	B2	C1	C2	
8070	Ahn, Jaeie	*23	*68	*39	*50	*04	*07	PCR-SSP
8075	Al-Baz, Nabe	*23	*68	*39	*50	*04	*07	SSO, SSP
16	Askar, Medhat	*23:01:01/17	*68:03:01	*39:05:01	*50:02	*04:01//07//29	*07:02//125//76	PCR-RSSO, SBT
774	Cecka, J. Mich	*23	*68	*39	*50:02	*04	*07	SSP
4492	Charron, D.	*23:01/17	*68:03	*39:05	*50:02	*04:01	*07:02	PCR-SSO, SSP
798	Claas, F. H. J.	*23:01/17	*68:03:01	*39:05:01	*50:02	*04:01/82	*07:02/50	SBT
3632	Colombe, Beth	*23:01	*68:03	*39:05	*50:02	*04:01	*07:02	SSO, SSP
5130	Costeas, Paul	*23:01	*68:03	*39:05	*50:02	*04:01	*07:02	SSP
779	Daniel, Claud	*23	*68	*39	*50:02	*04	*07	PCR-SSP, SSO
8052	Del Pozo, Ana	*23	*68:03/57	*39	*50:02	*04	*07	PCR-SSO
3766	Dunn, Paul	*23	*68:03/24/57+	*39	*50:02	*04	*07	SSO
5214	Eckels/CPMC	*23	*68	*39	*50:02	*04	*07	SSO
762	Fischer&Mayr	*23:01/17	*68:03	*39:05	*50:02	*04:01/09N/30	*07:02/50	SBT ex1-4
792	Gandhi, Manish	*23:01	*68:03	*39:05	*50:02	*04:01	*07:02	SSO, SSP
810	Hamdi, Nuha	*23:01	*68:03	*39:01	*50:02	*04:01	*07:05	SSO
4269	Hanau, Daniel	NT						SSP, SSO, SBT
3808	Hogan, Patric	*23	*68	*39	*50:02	*04	*07:02+	
745	Holman, Richa	*23:01:01	*68:03:01	*39:05:01	*50:02	*04:01	*07:02	SSO, SSP, SBT
859	Kamoun, Malek	*23:01	*68:03	*39:05	*50:02	*04:01	*07:02	
4337	Kim, Tai-Gyu	*23:01/07N/17+	*68:03	*39:05	*50:02	*04:01/09N/28/30+	*07:02/50/66/74+	SBT
168	Klein, Tirza	*23:01	*68:03	*39:01	*50:02	*04:01	*07:02	PCR-SSP, SSO
9000	Klein_LR	*23	*68	*39	*50	*04	*07	PCR-SSP, SSO
725	Lardy, N.M.	*23	*68	*39	*50	*04	*07	SSO, SSP
278	Lee, Jar-How	*23:01	*68:03	*39:05	*50:02	*04:01	*07:02	SSP, RSSO
6649	Lim, Young Ae	*23	*68	*39	*50 (B45)	*04	*07	SSP
274	Lo, Raymundo	*23	*68	*39	*50:02	*04	*07	SSO
731	Loewenthal, R	*23:01	*68:03:01	*39:05:01	*50:02	*04:01	*07:02	
759	Lopez-Cepero	*23:01/03/05+	*68:03/24	*39:01/05/25N+	*50:02	*04:01/05/07/09N+	*07:02/32N/38/46+	RSSO
23	Mah, Helen	*23:01	*68:03	*39:05	*50:02	*04:01	*07:02	PCR-SSO
8029	Mani, Rama	*23	*68	*39	*50			PCR-SSP
206	McAlack-Hana	*23	*68	*39	*50:02	*04	*07	RSSO
8001	Rao, Prakash	*23	*68	*39	*50:02	*04	*07	RSSO
3625	Rees, Tracey	*23:01/17	*68	*39	*50:02	*04:01	*07	PCR-SSP, SBT
5200	Reinke, Denni	*23	*68	*39	*50:02	*04	*07	SSP
3519	Renac, Virgi	*23:01/17	*68:03	*39:05	*50:02	*04:01	*07:02	SBT, PCR-SSP
1160	Rosen-Bronso	*23:01	*68:03	*39:05	*50:02	*04	*07	SSP, SBT
793	Rubocki, Ron	*23	*68	*39	*50:02	*04	*07	SSP
4251	Schiller, J	*23:01P	*68:03	*39:05	*50:02	*04:01P	*07:02:01G	PCR-RSSO, SBT
5451	Tilanus, Marc	*23:01:01	*68:03:01	*39:05:01	*50:02	*04:01:01	*07:02:01	SBT
5462	Turner, E.V.	*23:01P	*68:03:01	*39:05:01	*50:02	*04:01P	*07:02P	SBT, SSO
3186	Watson, Narel	*23	*68	*39	*50:02	*04	*07	SSO, SBT

INVESTIGATOR		CELL NO.1472 (Hispanic)		B1	B2	C1	C2	method
CTR	NAME	A1	A2					
8070	Ahn, Jaeie	*24	*68	*14	*39	*07	*08	PCR-SSP
8075	Al-Baz, Nabe	*24	*68	*14	*39	*07	*08	SSO, SSP
16	Askar, Medhat	*24:02	*68:03:01	*14:02:01//*14:18	*39:05:01//*39:01	*07:02:01+//17//+	*08:02:01//07//+	PCR-RSSO, SBT
774	Cecka, J. Mich	*24	*68	*14	*39	*07	*08	SSP
4492	Charron, D.	*24:02	*68:03	*14:02	*39:05	*07:02	*08:02	PCR-SSO, SSP
798	Claas, F. H. J.	*24:02	*68:03:01	*14:02:01	*39:05:01	*07:02:01	*08:02:01	SBT
3632	Colombe, Beth	*24:02	*68:03	*14:02	*39:05	*07:02	*08:02	SSO, SSP
5130	Costeas, Paul	*24:02	*68:03	*14:02/18	*39:05	*07:02	*08:02	SSP
779	Daniel, Claud	*24	*68	*14(B65)	*39	*07	*08	PCR-SSP, SSO
8052	Del Pozo, Ana	*24	*68:03/57	*14	*39	*07	*08/*05:32	PCR-SSO
3766	Dunn, Paul	*24	*68:03/24/57/85	*14	*39	*07	*08	SSO
5214	Eckels/CPMC	*24	*68	*14(B65)	*39	*07	*08	SSO
762	Fischer&Mayr	*24:02	*68:03	*14:02//*14:18	*39:05//*39:01	*07:02/50	*08:02	SBT ex1-4
792	Gandhi, Manish	*24:02	*68:03	*14:02	*39:05	*07:02	*08:02	SSO, SSP
810	Hamdi, Nuha	*24:02	*68:03	*14:02	*39:01	*07:05	*08:02	SSO
4269	Hanau, Daniel	NT						SSP, SSO, SBT
3808	Hogan, Patric	*24	*68:03-05/20/24+	*14:02	*39:05	*07:02+	*08	
745	Holman, Richa	*24:02	*68:03:01	*14:02:01	*39:05:01	*07:02:01	*08:02:01	SSO, SSP, SBT
859	Kamoun, Malek	*24:02	*68:03	*14:02	*39:05	*07:02	*08:02	
4337	Kim, Tai-Gyu	*24:02/09N/11N+	*68:03	*14:02	*39:05	*07:02/50/66/74+	*08:02/52N	SBT
168	Klein, Tirza	*24:02	*68:03	*14:02	*39:01	*07:02	*08:02	PCR-SSP, SSO
9000	Klein_LR	*24	*68	*14	*39	*07	*08	PCR-SSP, SSO
725	Lardy, N.M.	*24	*68	*14	*39	*07	*08	SSO, SSP
278	Lee, Jar-How	*24:02	*68:03	*14:02	*39:05	*07:02	*08:02	SSP, RSSO
6649	Lim, Young Ae	*24	*68	*14(B65)	*39	*07	*08	SSP
274	Lo, Raymundo	*24	*68	*14	*39	*07	*08	SSO
731	Loewenthal, R	*24:02	*68:03:01	*14:02:01	*39:05:01	*07:02	*08:02	
759	Lopez-Cepero	*24:02/09N/11N+	*68:03/24	*14:02/09/15/16+	*39:05/01/19+	*07:02/03/17/32N+	*08:02/05/07/17+	RSSO
23	Mah, Helen	*24:02	*68:03	*14:02	*39:05	*07:02	*08:02	PCR-SSO
8029	Mani, Rama	*24	*68	*14				PCR-SSP
206	McAlack-Hana	*24	*68	*14(B65)	*39	*07	*08	RSSO
8001	Rao, Prakash	*24	*68	*14:02	*39	*07	*08	RSSO
3625	Rees, Tracey	*24:02	*68:03	*14:02//*14:18	*39:05//*39:01	*07	*08	PCR-SSP, SBT
5200	Reinke, Denni	*24	*68	*14(B65)	*39	*07	*08	SSP
3519	Renac, Virgi	*24:02	*68:03	*14:02//*14:18	*39:05//*39:01	*07:02	*08:02	SBT, PCR-SSP
1160	Rosen-Bronso	*24:02	*68:03	*14:02/18	*39:01/05	*07:02	*08:02	SSP, SBT
793	Rubocki, Ron	*24	*68	*14(B65)	*39	*07	*08	SSP
4251	Schiller, J	*24:02P	*68:03	*14:02	*39:05	*07:02:01G	*08:02	PCR-RSSO, SBT
5451	Tilanus, Marc	*24:02:01	*68:03:01	*14:02:01	*39:05:01	*07:02:01	*08:02:01	SBT
5462	Turner, E.V.	*24:02P	*68:03:01	*14:02:01	*39:05:01	*07:02P	*08:02:01	SBT, SSO
3186	Watson, Narel	*24	*68	*14:02/09/15/16+	*39	*07	*08	SSO, SBT

## SUMMARY

Cell 1469 (Hispanic)

41 labs  
 A\*02 51%  
 A\*02:05 32%  
 A\*02:05:01 15%  
 A\*02:05:01G 2%  
 A\*02 100% TOTAL  
  
 A\*68 56%  
 A\*68:01 27%  
 A\*68:01:02 15%  
 A\*68:01:02G 2%  
 A\*68 100% TOTAL

Cell 1470 (Chinese)

41 labs  
 A\*02 56%  
 A\*02:03 32%  
 A\*02:03:01 12%  
 A\*02 100% TOTAL  
  
 A\*02 59%  
 A\*02:01 2%  
 A\*02:07 29%  
 A\*02:07:01 10%  
 A\*02 100% TOTAL

Cell 1471 (Hispanic)

40 labs  
 A\*23 50%  
 A\*23:01/17 15%  
 A\*23:01 25%  
 A\*23:01:01 5%  
 A\*23:01P 5%  
 A\*23 100% TOTAL  
  
 A\*68 50%  
 A\*68:03 35%  
 A\*68:03:01 15%  
 A\*68 100% TOTAL

Cell 1472 (Hispanic)

40 labs  
 A\*24 50%  
 A\*24:02 43%  
 A\*24:02:01 2%  
 A\*24:02P 5%  
 A\*24 100% TOTAL  
  
 A\*68 48%  
 A\*68:03 37%  
 A\*68:03:01 15%  
 A\*68 100% TOTAL

41 labs

B\*38 44%  
 B\*38:01 39%  
 B\*38:01:01 17%  
 B\*38 100% TOTAL  
  
 B\*39 44%  
 B\*39:05 37%  
 B\*39:05:01 17%  
 B\*39 98% TOTAL

41 labs

B\*27 51%  
 B\*27:04 34%  
 B\*27:04:01 15%  
 B\*27 100% TOTAL  
  
 B\*48 51%  
 B\*48:01 34%  
 B\*48:01:01 15%  
 B\*48 100% TOTAL

40 labs

B\*39 50%  
 B\*39:01 5%  
 B\*39:05 30%  
 B\*39:05:01 15%  
 B\*39 100% TOTAL  
  
 B\*50 15%  
 B\*50:02 85%  
 B\*50 100% TOTAL

40 labs

B\*14 58%  
 B\*14:02 30%  
 B\*14:02:01 12%  
 B\*14 100% TOTAL  
  
 B\*39 56%  
 B\*39:01 5%  
 B\*39:05 26%  
 B\*39:05:01 13%  
 B\*39 100% TOTAL

40 labs

C\*07 53%  
 C\*07:02 33%  
 C\*07:02:01 10%  
 C\*07:02P 2%  
 C\*07:138 2%  
 C\*07 100% TOTAL  
  
 C\*12 50%  
 C\*12:03 38%  
 C\*12:03:01 10%  
 C\*12:20 2%  
 C\*12 100% TOTAL

40 labs

C\*03 55%  
 C\*03:04 38%  
 C\*03:04:01 5%  
 C\*03:04P 2%  
 C\*03 100% TOTAL  
  
 C\*12 48%  
 C\*12:02 50%  
 C\*12:02P 2%  
 C\*12 100% TOTAL

39 labs

C\*04 59%  
 C\*04:01 33%  
 C\*04:01:01 3%  
 C\*04:01P 5%  
 C\*04 100% TOTAL  
  
 C\*07 62%  
 C\*07:02 28%  
 C\*07:02:01 2%  
 C\*07:02P 3%  
 C\*07:02:01G 3%  
 C\*07:05 2%  
 C\*12 100% TOTAL

39 labs

C\*07 56%  
 C\*07:02 28%  
 C\*07:02:01 8%  
 C\*07:02P 3%  
 C\*07:02:01G 3%  
 C\*07:05 2%  
 C\*07 100% TOTAL  
  
 C\*08 51%  
 C\*08:02 36%  
 C\*08:02:01 10%  
 C\*08 97% TOTAL

Investigator	Cell No 1469 (Hispanic)										Cell No 1470 (Chinese)								Cell No 1471 (Hispanic)								Cell No 1472 (Hispanic)										
	Days Old	Viab %	A2	A68	B38	B39	CW7	BW4	BW6	OTHERS	Viab %	A2	B27	B48	CW3	BW4	BW6	OTHERS	Viab %	A23	A68	B39	B45	CW4	CW7	BW4	BW6	OTHERS	Viab %	A24	A68	B65	B39	CW7	CW8	BW6	OTHERS
Alonso, Anton	???	90	+	+	+	+	+	+		90	+	+	+	W10	+	+	B60	90	+	+	+	+	+	+	+	+	+	90	+	+	+	+	+	+	+		
Alvarez, Carr	6	80	+	+	+	+	+	+		80	+	+	+		+	+	B60	80	+	+	B16	+	+	+	+	+	+	80	+	+	+	+	B16	+	+	+	
Askar, Medhat	2	95	+	A28	+	+	+	+		95	+	+	+	+	+	+		95	+	+	+	+	+	+	+	+	95	+	+	B14	+	+	+	+	+		
Cecka, J. Mic	???	95	+	+	+	+	+	+		95	+	+	+		+	+		95	+	+	+	+	+	+	+	+	95	+	+	+	+	+	+	+	+		
Charron, Domi	???	95	+	+	+	+	+	+		95	+	+	+				B40>	95	+	+	B16	B12						95	+	+	B14	+				+	
Claas, F.H.J.	6	90	+	A28	+	+	+	+		90	+	+	+	+	+	+		90	+	+	+	+	+	+	+	+	90	+	+	B14	+				+		
Dunk, Arthur	???	98	+	A28	B16	+	+	+		98	+	+	+	+	+	+		98	+	+	+	+	+	+	+	+	98	+	+	B14	+	+	+	+	+	+	
Dunn, Paul	???	95	+	+	+	+	+	+		90	+	+	+		+	+	B60	95	+	+	+	+	+	+	+	+	95	+	+	+	+	+	+	+	+	+	
Enczmann, J	???	95	+	+	+	+	+	+		95	+	+	+					98	+	+	+	+	+	+	+	+	95	+	+	+	+	+	+	+	+	+	
Esteves Kondo	15	98	+	+	+	+	+	+		98	+	+	+	+	+	+		98	+	+	+	+	+	+	+	+	98	+	+	+	+	+	+	+	+	+	
Fort, Marylis	3	98	+	+	+	+	+	+		98	+	+			+	+	B60	98	+	+	+	+	+	+	+	+	98	+	+	B14	+				+	+	
Hahn, Amy B.	???	99	+	+	+	+	+	+		99	+	+	+	+	+	+	B60>	99	+	+	+	+	+	+	+	+	99	+	+	+	+	+	+	+	+	+	+
Harville, Ter	3	90	+	+	+	+	+	+	CW12	90	+	+	+	+	+	+	CW12	90	+	+	+	+	+	+	+	+	90	+	+	+	+	+	+	+	+	+	
Hogan, Patric	8	80	+	+	+	+	+	+		85	+	+	+	+	+	+		85	+	+	+	+	+	+	+	+	85	+	+	+	+	+	+	+	+	+	
Holdsworth, R	9	95	+	+	+	+	+	+		95	+	+			+	+	B81	97		+	+	+				+	97	+	A28	+	+				+		
Holman, Richa	3	98	+	+	+	+	+	+		98	+	+	+		+	+		98	+	+	+	B12			+	+	98	+	+	B14	+				+	+	
Hubbell, Char	???	95	+	+	+	+	+	+		95	+	+	+	+	+	+	B60	95	+	A28	+	+					95	+	+	+	+	+	+	+	+	+	
Kapoor, Parkm	???	100	+	+	+	+	+	+		100	+	+	+	+	+	+		100	+	+	+	+	+	+	+	+	100	+	+	+	+	+	+	+	+	+	+
Keown, Paul M	3	97	+	A28	B16		+	+		99	+	+	+		+	+		99	+	A28	B16	B12			+	+	99	+	A28	B14	B16				+	+	
Klein, Tirza	???	85	+	+	+	+	+	+		80	+	+		+	+	+	B60	90	+	+	+	+	+	+	+	+	90	+	+	+	+	+	+	+	+	+	+
Loewenthal MD	5	85	+	A28	+	+	+	+		90	+	+	+	+	+	+		80	+	A28	+	+	+	+	+	+	85	+	+	+	+	+	+	+	+	+	
Mah, Helen	3	98	+	+	+	+	+	+		98	+	+	+	+	+	+		98	+	+	+	+	+	+	+	+	98	+	+	+	+	+	+	+	+	+	+
McCluskey, Ja	14	0								0								0									0										
Meyer, Pieter	???	45	+	A28	+	+	+			55	+	+		+		B7>	45	+	A28	B16	B12		+			60	+	+	+	B16	+	+					
Mpuntsha, Loy	???		+	A28	+						+	+	+			A28			+	A28		+				B38		+	A28	B14						B38	
Norin, Allen	???	98	+	+	+	+				98	+	+	+					99	+	+	+	+					98	+	+	+	+						
Pancoska, Car	2	97	+	+	+	+	+	+		98	+	+	+	W10	+	+	CW2	98	+	+	+	+	+	+	+	+	98	+	+	+	+	+	+	+	+	+	
Permpikul, Ve	10	NT								NT								NT									NT										
Rees, Tracey	6	90	+	+	+	+	+	+		90	+	+	+	+	+	+		90	+	+	+	+	+	+	+	+	90	+	+	+	+	+	+	+	+	+	+
Renac, Virgin	3	99	+	A28	+	+	+	+		99	+	+	+		+	+		99	+	A28	B16	B12			+	+	99	+	A28	B14	B16				+	+	
Rosen-Bronson	???	95	+	+	+	+	+			95	+	+	+	+	+	+		95	+	+	+	+	+	+	+	+	95	+	+	+	+	+	+	+	+	+	+
Rubocki, Rona	2	98	+	+	+	+	+	+		98	+	+	+	+	+	+		98	+	+	+	+	+	+	+	+	98	+	+	+	+	+	+	+	+	+	+
Shai, Isaac	13	82	+	A28	B16	+	+	+	B48>	80	+	+	+	+	+	+	B60>	88	+	A28	B16	B12	+	+	+	+	82	+	A28	B14	B16	+	+	+	+	+	A26
Stavropoulos,	3	99	+	+	+	+	+	+	CW12	99	+	+	+	+	+	+	CW12	99	+	+	+	+	+	+	+	+	99	+	+	+	+	+	+	+	+	+	+
Tilanus, Marc	6	80	+	A28	+		+	+		80	+	+	+		+	+		80	+	A28	+	+			+	+	80	+	A28	B14	+				+		
Vidan-Jeras,	6	100	+	A28	+	+	+	+		90	+	+	+	+	+	+		100	+	+	+	+	+	+	+	+	100	+	+	+	+				+		
Walter Reed N	???	99	+	A28	+	+	+			99	+	+	+	+		A28>	99	+	A28	B16	+	+	+	+	+	+	99	+	A28	+	+	+	+	+	+	+	
Watson, Narel	7	70	+	A28	B16		+	+		80	+	+		+	+	B61	80	+	A28	B16	+	+		+	+	80	+	A28	B14	+				+	+		
Wisecarver, J	6	98	+	A28	+	+		+		98	+	+	+		+	+	A28	98	+	A28		+		+	+	+	98	+	A28	B14	+				+	+	



SUMMARY TABLE

(Hispanic)  
Cell 1469  
(37 Samples Typed)

A2	100.0%
	[100.0%]
A68	62.2%
A28	37.8%
	[100.0%]
B38	89.2%
B16	10.8%
	[100.0%]
B39	83.8%
B16	8.1%
	[91.9%]
CW7	51.4%
BW4	78.4%
BW6	78.4%

(Chinese)  
Cell 1470  
(37 Samples Typed)

A2	100.0%
	[100.0%]
B27	100.0%
	[100.0%]
B48	75.7%
CW3	45.9%
CW10	5.4%
	[51.4%]
BW4	78.4%
BW6	78.4%

(Hispanic)  
Cell 1471  
(37 Samples Typed)

A23	97.3%
	[97.3%]
A68	70.3%
A28	29.7%
	[100.0%]
B39	70.3%
B16	21.6%
	[91.9%]
B45	83.8%
B12	16.2%
	[100.0%]
CW4	48.6%
	[48.6%]
CW7	48.6%
BW4	18.9%
BW6	75.7%

(Hispanic)  
Cell 1472  
(37 Samples Typed)

A24	100.0%
	[100.0%]
A68	75.7%
A28	24.3%
	[100.0%]
B65	64.9%
B14	35.1%
	[100.0%]
B39	83.8%
B16	13.5%
	[97.3%]
CW7	51.4%
CW8	45.9%
BW6	78.4%

Others Found

CW12	5.4%
CW5	2.7%
B48	2.7%

Others Found

B60	18.9%
A28	10.8%
B81	5.4%
B7	5.4%
B37	5.4%
CW12	5.4%
CW2	5.4%
CW7	2.7%
B61	2.7%
A74	2.7%
CW8	2.7%
A69	2.7%
B40	2.7%
CW5	2.7%

Others Found

B38	8.1%
CW6	2.7%
A2	2.7%
A24	2.7%
B5002	2.7%

Others Found

B38	2.7%
A26	2.7%