














Ergonomic Product Catalog – Task Chairs

Chairs Note: (all chairs are configured in black fabric).	Description	Image
Bodybilt J757	<ul style="list-style-type: none"> • Mid back chair • Moderately contoured seat • Seat height range of 18.5" to 24" (standard) • Short cylinder available 16.25"-19" • Height and pivot adjustable armrests • Independent back angle adjustment • Seat slider • Multiple options in lumbar support • Rocking Chair style (rock) mechanism w/tension control • Other customizations available. 	
Bodybilt 2600	<ul style="list-style-type: none"> • High back mesh chair • Moderately contoured seat • Seat height range of 18.5" to 24" (standard) • Short cylinder available 16.25"-19" • Height and pivot adjustable armrests • Independent back angle adjustment • Seat slider • Multiple options in lumbar support • Rocking Chair style (rock) mechanism w/tension control • Other customizations available. 	
Herman Miller Aeron "A" Chair	<ul style="list-style-type: none"> • "A" size fits small size /slender built people up to 130 pounds. • Posture Fit Support for active sitting • Seat height range 14.5" to 19.5" • Height and pivot adjust armrests at 16" • OC armrest breadth • No seat slider or independent back height • Adjust Lumbar support is best for relaxed sitting • Substitute AJ versus PJ for Adjustable Lumbar Pad • Available as a stool 	

Herman Miller Aeron "B" Chair	<ul style="list-style-type: none"> • "B" size fits most average size people from • 130 to 230 pounds • Posture Fit Support for active sitting • Seat height range 15" to 21" • 3" casters can get to 22" seat height • Height and pivot adjust armrests at 16" • OC armrest breadth • No seat slider or independent back height • Adjust Lumbar support is best for relaxed sitting • Substitute AJ versus PJ for Adjustable Lumbar Pad • Available as a stool 	
Herman Miller Aeron "C" Chair	<ul style="list-style-type: none"> • "C" size fits large size/heavy build people • From 230 to 300 pounds • Posture Fit Support for active sitting • Seat height range 15" to 21" • 3" casters can get to 22" seat height • Height and pivot adjust armrests at 16" • OC armrest breadth • No seat slider or independent back height • Adjust Lumbar support is best for relaxed sitting • Substitute AJ versus PJ for Adjustable Lumbar Pad • Available as a stool 	
Herman Miller Mirra 2	<ul style="list-style-type: none"> • High back mesh back • Good for medium to larger frames • Dynamic Support: A completely reinvented Harmonic tilt provides balanced support when you switch positions. • Superior Alignment: Mirra's Butterfly Back, a hybrid design of polymer veins and merged fabric layers, means intuitive ergonomic response for a healthier workday you don't have to work for. • Lightweight Construction: Carrying on Herman Miller's commitment to environmental responsibility, the Mirra is 22 percent lighter than its predecessor and 25 percent smaller. 	
Office Master Truly Chair	<ul style="list-style-type: none"> • Full Multi-Function • Independent Back & Seat Angle • Forward Tilt • Tilt Tension Knob • Seat Depth 	

<p>RFM Carmel High Back Chair</p>	<ul style="list-style-type: none"> • Back design promotes “Shoulders Back” posture, which reduces stress • Thoracic support achieved through narrow upper back shell and special Thoracic Ridge • Unique design reduces elbow interference with the chair back providing greater freedom of motion • Three control options • Comfortably accommodates up to 300 lbs 	
<p>Sitmatic – Posh Chair Mesh Back</p>	<ul style="list-style-type: none"> • High mesh back chair • Seat ht range of 17” to 22” • Ht and width adjustable armrests • Independent back angle adjustment • Seat slider • Adjustable lumbar support (back adjusts vertically). • Rocking mechanism with tension control • 300lb weight capacity • Other customizations available 	
<p>Sitmatic – Alpha Petite</p>	<ul style="list-style-type: none"> • Medium-High back chair • Seat height range of 17” to 22” • Height and width adjustable armrests • Independent back angle adjustment • Seat slider • Adjustable lumbar support (back adjusts vertically). • Synchro-tilt Rocking mechanism with tension control • 300lb weight capacity • Other customizations available. 	
<p>Sitmatic –Super Alpha</p>	<ul style="list-style-type: none"> • High back chair • Seat height range of 17” to 22” • Height and width adjustable armrests • Independent back angle adjustment • Seat slider • Adjustable lumbar support (back adjusts vertically). • Synchro-tilt Rocking mechanism with tension control • 300lb weight capacity • Other customizations available.. 	

<p>Sitmatic –Super Beta</p>	<ul style="list-style-type: none"> • High back chair • Seat height range of 17" to 22" • Height and width adjustable armrests • Independent back angle adjustment • Seat slider • Adjustable lumbar support (back adjusts vertically). • Synchro-tilt Rocking mechanism with tension control • 300lb weight capacity • Other customizations available. 	
<p>Sitmatic –Boss Task</p>	<ul style="list-style-type: none"> • High back chair • Seat height range of 17" to 22" • Height and width adjustable armrests • Independent back angle adjustment • Seat slider • Adjustable lumbar support (back adjusts vertically). • Synchro-tilt Rocking mechanism with tension control • 300lb weight capacity • Other customizations available. 	
<p>Sitmatic – Big Boss Task</p>	<ul style="list-style-type: none"> • High back chair • Seat height range of 17" to 22" • Height and width adjustable armrests • Independent back angle adjustment • Seat slider • Adjustable lumbar support (back adjusts vertically). • Synchro-tilt Rocking mechanism with tension control • 300lb weight capacity • Other customizations available. 	

<p>Steelcase - Amia</p>	<ul style="list-style-type: none"> • One size chair with full compliment of features to fit most (small-large) • Seat height range 16" to 21" • Height, pivot, and width adjustable arm rests • Seat slider • Height adjustable lumbar • Other options available 	
<p>Steelcase - Leap - Value Package</p>	<ul style="list-style-type: none"> • One size chair with full compliment of adjustments to fit most people up to 275 pounds • Seat height range 15.5" to 20.5" • Height, pivot, and width adjustable arm rests • Seat slider • Passive forward seat slope • Lumbar height and firmness control • Available as a stool • Other options available 	
<p>Steelcase Gesture</p>	<ul style="list-style-type: none"> • The Gesture back and seat move as a synchronized system moving with each user to provide continuous and persistent support • The back cradles the user no matter the posture or device. • Users can adjust the Gesture chair as easily as adjusting their posture. 	
<p>Fellowes® Professional Series Back Support</p>	<ul style="list-style-type: none"> • Lower lumbar support with memory foam conforms comfortably to natural body curvature. Mid-spinal support with memory foam. Lower lumbar support with 3 memory foam sections conforms comfortably to natural body curvature. • Just place the support on your chair, position yourself comfortably and clip the straps in place. Made of soft, breathable fabric for comfort • Contoured for a relaxed fit. Fully adjustable design fits most office chair • New and improved Microban® Antimicrobial Protection helps keep product clean. 	