


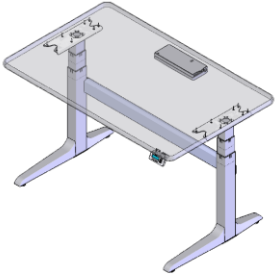




Ergonomic Preferred Product Catalog – Sit to Stand Workstations

Adjustable Desks	Specifications	Images	Applications
<p>Ergotron Workfit S Single LD w/added worksurface Model # 33-350-200 DUAL Model # 33-349-200</p> <p>Vendor: O.E.S. Vendor: Office Relief Vendor: Ergonomic Connection</p>	<ul style="list-style-type: none"> • Single sit to stand unit for both monitor(s) and keyboard • Range of adjustment 18" • Independent monitor range 5" • Weight limit of approximately 30lbs. <p>*Check with vendor/rep to ensure installation is possible prior to purchase. * other models and accessories are available.</p>		<ul style="list-style-type: none"> • Good unit for those who want a sit to stand functionality. • Fairly large footprint limits access to desk surface • Not for everyone. Keyboard tray adjusts 4.25" below work surface. • Need to ensure keyboard tray goes low enough for user.
<p>Ergotron Workfit SR Single LD: 33-415-085 Single HD: 33-416-085 Single LD/Short Surface (24"-30"): 33-420-085 Dual: 33-407-085 Dual/Short Surface: 33-419-085</p> <p>Vendor: O.E.S. Vendor: Office Relief Vendor: Ergonomic Connection</p>	<ul style="list-style-type: none"> • Sit to stand unit for both monitor(s) and keyboard • Range of adjustment 18" • Independent monitor range 5" • Dual unit can accommodate two displays up to 24" 		<ul style="list-style-type: none"> • Desktop Model • Rear mounting unit • Does not extend below desk surface • Short surface needed if desk depth is between 24"-29" • Good for tall end users (18" of height adjustability)
<p>Workrite Solace 2 Single Monitor Model #: SOL2-ST-CCG-S Dual Adaptor #: SOL-ADPT-TWIN-S</p> <p>Vendor: O.E.S. Vendor: Office Relief Vendor: Ergonomic Connection</p>	<ul style="list-style-type: none"> • 14–32 lb. load capacity • 22" lift range • 360° rotation at base, 180° rotation at monitor mount • Monitor tower and keyboard platform rotate independently • Supports one 6.5–24.5 lb. monitor or two 1.25–10.25 lb. monitors with optional Dual Monitor Adaptor (max. 22" wide) 		<ul style="list-style-type: none"> • Designed to meet ANSI/BIFMA & HFES standards • Keyboard Platform, Secondary Surface & Mount travel in unison, transitioning between seated and standing height effortlessly • Stows down to just 16" to quickly and easily access desktop workspace

<p>Workrite Sierra Single-level desk with ELECTRIC adjustment Model # SEHX-4830-U (30" deep x 48" wide)</p> <p>Vendor: CPM One Source Vendor: O.E.S. Vendor: Office Relief Vendor: Ergonomic Connection</p>	<ul style="list-style-type: none"> • Single-level rectangular table with 2-leg base • Desk height range 22" to 48" • Desk finish is Natural Maple top, Graphite edge and base 		<ul style="list-style-type: none"> • Good design for person who performs computer and paperwork where tools and materials can be arranged/ rearranged around input devices over the day on single-level surface. • Good for person who needs ability to sit and stand over the day to offset sedentary work or to control low back or lower limb symptoms • Good for shared workstations with ease of Electric adjustment • Can be augmented with Morency rest for good upper limb support, particularly for mouse-intensive work
<p>Grandstands L3 with ELECTRIC adjustment L3-2L-(FOOT)-MEM-(COLOR)</p> <p>Vendor: Grandstands</p>	<ul style="list-style-type: none"> • L3 is a three stage leg • 25" of height adjustment (meets ANSI HFES). • It comes standard with "Piezo" technology for impact detection. • No crossbar design, soft start/stop technology with no drift is the perfect retrofit base. 		<ul style="list-style-type: none"> • Good design for person who performs computer and paperwork where tools and materials can be arranged/ rearranged around input devices over the day on single-level surface. • Good for person who needs ability to sit and stand over the day to offset sedentary work or to control low back or lower limb symptoms • Good for shared workstations with ease of Electric adjustment • Can be augmented with Morency rest for good upper limb support, particularly for mouse-intensive work
<p>Grandstands 23875 Mongoose Model #: 23875</p> <p>Workrite Pinnacle AD Model #3176-22G</p> <p>Vendor: Grandstands Vendor: O.E.S. Vendor: Office Relief Vendor: Ergonomic Connection</p>	<ul style="list-style-type: none"> • Adjusts from 7.25" above to 7" below the worksurface • Independent height and angle controls • Available in black only 		<ul style="list-style-type: none"> • Above desk keyboard tray with monitor arm • Specify monitor arm and platform (not included) • Limited above desk height range