


UCLA Radiology Alumni Connections

Chief Residents 2025-2026



Left to right: Amy Zhang, MD, Hiro Sparks, MD, Keon Mahmoudi, MD, Kathryn Champ, MD, and Irvin Calderon, MD

Irvin Calderon, MD

Irvin is a first-generation student who grew up in Southern California's Inland Empire. After having completed his undergraduate degrees in neuroscience and biochemistry at UCLA, he returned home to earn his medical degree from UC Riverside where he met his wife. He completed a surgical internship year at Kaiser Permanente Los Angeles Medical Center (earning intern-of-the-year honors) before starting a radiology residency at UCLA. When he is not in the reading room or moonlighting, Irvin loves going out dancing with his wife and exploring the multicultural LA food scene, and he commutes regularly to the Inland Empire to be with family.

Irvin is honored to serve as Chief Resident alongside Amy, Hiro, Keon and Kat, and looks forward to supporting his coresidents' training experience. Following residency, he plans to continue his training with a fellowship in neuroradiology.

Kathryn Champ, MD

Kat was born in New York but was raised as an Angelino in the LA suburb of La Canada Flintridge. She then moved to Baltimore, MD, which became her home for nearly 10 years as she completed her undergraduate degree in chemistry at Johns Hopkins University, medical school at University of Maryland, and transitional year at University of Maryland Midtown Campus before deciding she missed the sun and sushi of LA too much.

During residency, Kat was a leader in our resident union, CIR, representing her colleagues as a member of the contract bargaining team (twice!) and as a national delegate for UCLA (three times!), while also serving as the radiology moonlighting chief for three years.

When she's not dictating cases or moonlighting, you can find Kat smashing golf balls at the driving range, doodling in her journal, or trying everything on the menu at a new restaurant somewhere around LA. After residency, Kat will return to Baltimore as an ER and Trauma Imaging fellow at the R Adams Cowley Shock Trauma Center at the University of Maryland. She is thrilled to work with her dream team of co-chiefs to support her fellow residents' professional and personal growth and help recruit a fantastic group of new UCLA radiology residents.

Keon Mahmoudi, MD

Keon was born and raised in the Atlanta area. He studied Biology at Georgia Tech, where he first developed an interest in novel brain tumor treatments and detection. He moved to New York City to pursue his research interests and stayed to earn his medical degree at Icahn School of Medicine at Mount Sinai.

Drawn to radiology and the great state of California, he matched at UCLA for residency and has enjoyed every moment. In his free time, he can be found running with local run clubs, playing tennis, hiking, catching the sunset, sitting on the 405, and avoiding the pickleball kitchen. Keon is delighted to serve alongside his co-chiefs and looks forward to supporting his peers and enhancing the residency experience. After residency, he plans to pursue a fellowship in neuroradiology.

Hiro Sparks, MD


Hiro grew up in Walnut Creek, California, before heading

down the coast to attend the University of California, Santa Barbara, where he enjoyed the perfect mix of academia and ocean waves.

He then pursued his medical degree at UCLA, where he was awarded the Dean's Leadership in Health Science Scholarship, allowing him to spend a year conducting research in neuroelectrophysiology. After medical school, he completed a general surgery internship at UCLA before continuing his training as an integrated interventional radiology/diagnostic radiology (IR/DR) resident at UCLA. His passion lies in developing and mastering innovative procedures that achieve maximum clinical impact with minimal invasiveness.

When he's not in the hospital, Hiro can be found surfing, working out or finding new ways to challenge himself both mentally and physically. As chief resident, he is committed to enhancing resident education and fostering camaraderie within the program. He looks forward to building a supportive and collaborative environment where residents can thrive both professionally and personally.

Amy Zhang, MD

Amy grew up in the Greater Boston area. She completed her undergraduate studies at MIT, where she majored in biology and minored in literature. She attended medical school at Yale School of Medicine in New Haven. After many years in New England, she was excited to journey west and continue her training at UCLA for radiology residency. Beside appreciating the sunny LA weather, she enjoys reading, baking and exploring the diverse local food scene in her free time. After residency, she plans to pursue a fellowship in musculoskeletal radiology. Amy is honored to have the opportunity to work with her wonderful co-chiefs to support her fellow residents and their training experience. 

Stay in Touch!

UCLA MAA

If you have changed your contact information recently, please let us know so we can keep in touch! Are you the recipient of a recent award or distinction? If so, we would like to know about it and post it on our newsletter/alumni web page. Contact Anna O'Shea at avoshea@mednet.ucla.edu or visit us at: radiology.ucla.edu/alumni

Recent Events

UCLA Radiology's 11th Annual Research Poster Day

Congratulations to the winners and all who took part in this year's Research Poster Day held on Thursday, May 8th, 2025. This year, there were 36 trainees who presented 38 posters.



1ST PLACE


Alan Lee, MD
"MRI Phenotype of
Brain Metastases"

Brain Attack 2025 —
Dr. Viktor Szeder
Dr. May Nour
Dr. Satoshi Tateshima
Dr. Reza Jahan

2ND PLACE

John Gao, MD
"Advanced Imaging
Characterization of Post-
Chemoradiation Glioblastoma
Stratified by Diffusion
MRI Phenotypes"


Radiology Research Day 2025 —
Residents and Fellows
with Dr. Jay Acharya



3RD PLACE

Catherine McNulty, MD
"From Report to Rapport:
Improving Communication
between Radiology Residents
and Patients in Breast Imaging"

Radiology Research Day 2025 —
Residents and Fellows
with Dr. Rob Suh
Dr. Jonathan Goldin
Dr. Noriko Salamon
Dr. Jay Acharya



UCLA Radiology Graduation

Friday, June 13th at Skirball Cultural Center




Keon Mahmoudi, MD (2024-2025 Chief Resident), first UCLA Radiology trainee to perform diagnostic reading at MLKCH



An important milestone for UCLA Radiology was reached when Dr. Mahmoudi became first UCLA Radiology trainee to read diagnostic images at MLK Community Healthcare. Dr. Edward Zaragoza, Medical Director of Radiology at MLKCH, shares, “I had the pleasure of working alongside Dr. Keon Mahmoudi, one of our exceptional Chief Residents in Diagnostic Radiology at UCLA, as he became the first UCLA Radiology trainee to participate in diagnostic reading services at MLK Community Healthcare.”

MLKCH serves a diverse and underserved patient population in South Central Los Angeles, where imaging plays a vital role in managing widespread chronic disease such as hypertension, diabetes, heart and kidney disease, obesity and peripheral vascular disease, often in the context of housing insecurity.

“Our goal is to expose trainees to both the clinical challenges and social realities faced by this community. Dr. Mahmoudi’s participation marks the beginning of what we hope will be a growing and meaningful collaboration,” adds Dr. Zaragoza. 

UCLA Radiological Sciences Alumni Fund

Invest in the future of radiology

At UCLA Radiology, we are proud of our legacy of excellence built by visionary faculty, dedicated trainees and an extraordinary alumni network that continues to shape the future of medical imaging around the world. As we reflect on the remarkable accomplishments of our alumni, we are also focused on preparing the next generation of leaders who will carry this legacy forward.

Our mission — to advance the science and practice of radiology through innovation, education and patient-centered care — relies on the strength of our community. Philanthropic support plays a critical role in sustaining that mission, enabling us to offer world-class training, pursue groundbreaking research and remain at the forefront of discovery.


The **UCLA Radiological Sciences Alumni Fund** is one of the most powerful ways to make an immediate and lasting impact. Your gift directly supports our department’s mission to reinforce the commitment to excellence that has prepared all our alumni for success in the field — from investments in emerging

technologies, cutting-edge clinical care, exceptional education, community engagement and the advancement of health equity.

Many of our alumni have gone on to become trailblazers in academic medicine, private practice and industry. Their success is a testament to the strength of our program, and their continued engagement and generosity help open doors for those who follow in their footsteps.

We invite you to join us in shaping the future of radiology by contributing to the UCLA Radiological Sciences Alumni Fund, which can be done by scanning the QR code below.



If you are interested in supporting specific areas of UCLA Radiology’s mission or would like to explore meaningful ways to partner with us, please contact Caroline Cummings at CBCummings@mednet.ucla.edu. 

Recent Publications



Jamie Clarke, MD
(resident)

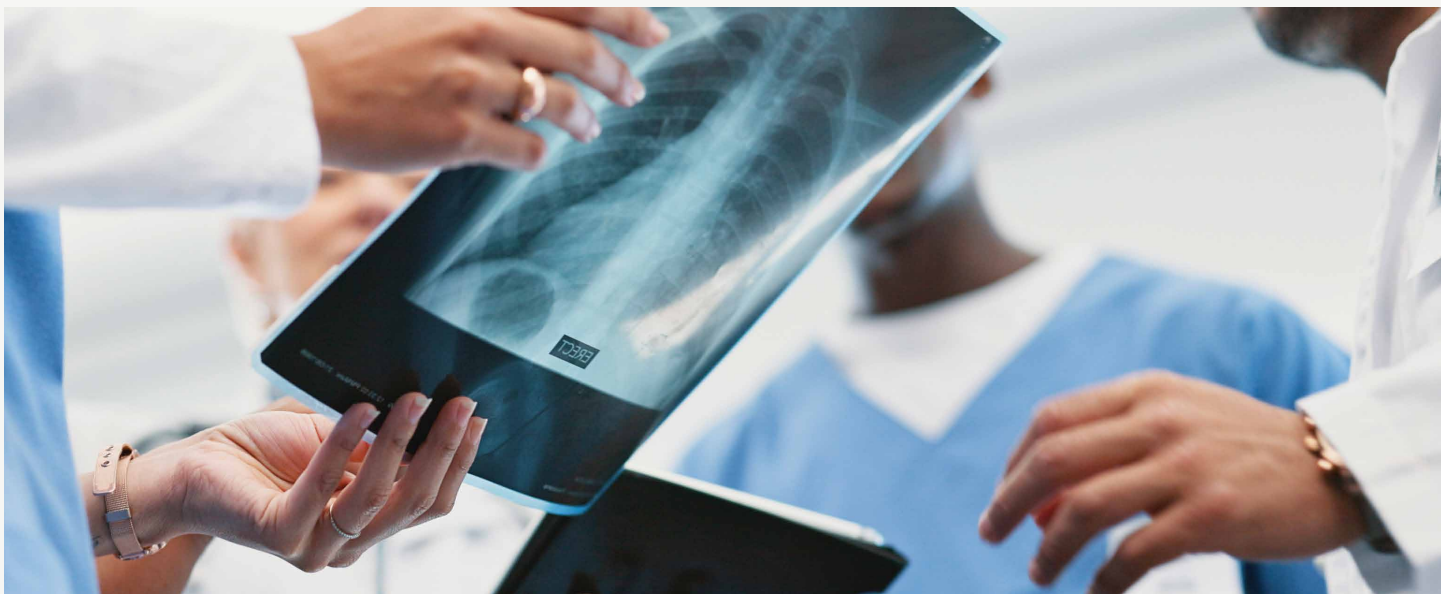
Jamie Clarke, MD (Resident), published in *RadioGraphics*

Dr. Clarke published two articles in the journal RadioGraphics, to which she also contributes as a member of the Social Media and Digital Innovation (SMDI) team.

Teaching radiology: An evidence-based overview for radiology residents

Radiology residents are responsible for teaching junior residents, medical students and other health care professionals in multiple clinical settings. An estimated one-third of clinical teaching is performed by residents, and residents may spend up to a quarter of their time teaching. In addition to enriching the medical education of others, residents providing instruction benefit through deepening and reinforcing their understanding of the material, improving communication skills and promoting professional growth.


There is a growing demand for educational resources and opportunities for radiology residents to develop their skills as teachers. Such offerings vary widely by institution, leaving many radiology residents feeling inadequately prepared to teach. Informed by the medical education literature, Dr. Clarke and her colleagues provide an evidence-based overview for radiology residents to develop and implement their skills as teachers.



The invisible brick wall: Barriers in medical student radiology mentorship

Medical student awareness of opportunities for involvement in radiology research has been historically low relative to other comparable medical specialties, contributing to the reduced popularity of radiology compared with other medical specialties and diminishing the visibility and appeal of radiology research opportunities to medical students

In addition to preventing medical students from considering the career path or working to impact the field from the start of their

training, this lack of awareness prevents practicing radiologists with enthusiasm to teach, mentor and support student research from reaching their full audience. To address this challenge and promote greater integration of medical students into radiologic science education and research, the barriers separating mentors and mentees must be identified and taken down to free the path for connection between faculty and potential radiologists-in-training. 

13th Annual MSKUS Course

Saturday, February 14 – Sunday, February 15
at UCLA Medical Center, Santa Monica

UCLA

David Geffen School of Medicine

13th Annual UCLA Musculoskeletal Ultrasound Course and Hands-On Workshop

**Featuring
Concurrent Introductory and
Intermediate Level Tracks**



- Small group hands-on workshops
- Live, split-screen video demonstrations
- Current and updated lecture topics
- Multidisciplinary faculty

SATURDAY, FEBRUARY 14 – SUNDAY, FEBRUARY 15, 2026

**COURSE AND HANDS-ON WORKSHOP
UCLA Medical Center, Santa Monica
Santa Monica, California**

11th Annual Western Interventional Next Gen Symposium (WINGS)

Saturday, February 28
at Conrad Los Angeles

UCLA

David Geffen School of Medicine

11th Annual Western Interventional Next Gen Symposium (WINGS)

**Course Directors:
Jessie Stewart, MD and
Adam Plotnik, MD**

Saturday, February 28, 2026

**Conrad Los Angeles
100 S Grand Avenue
Los Angeles, CA 90012**