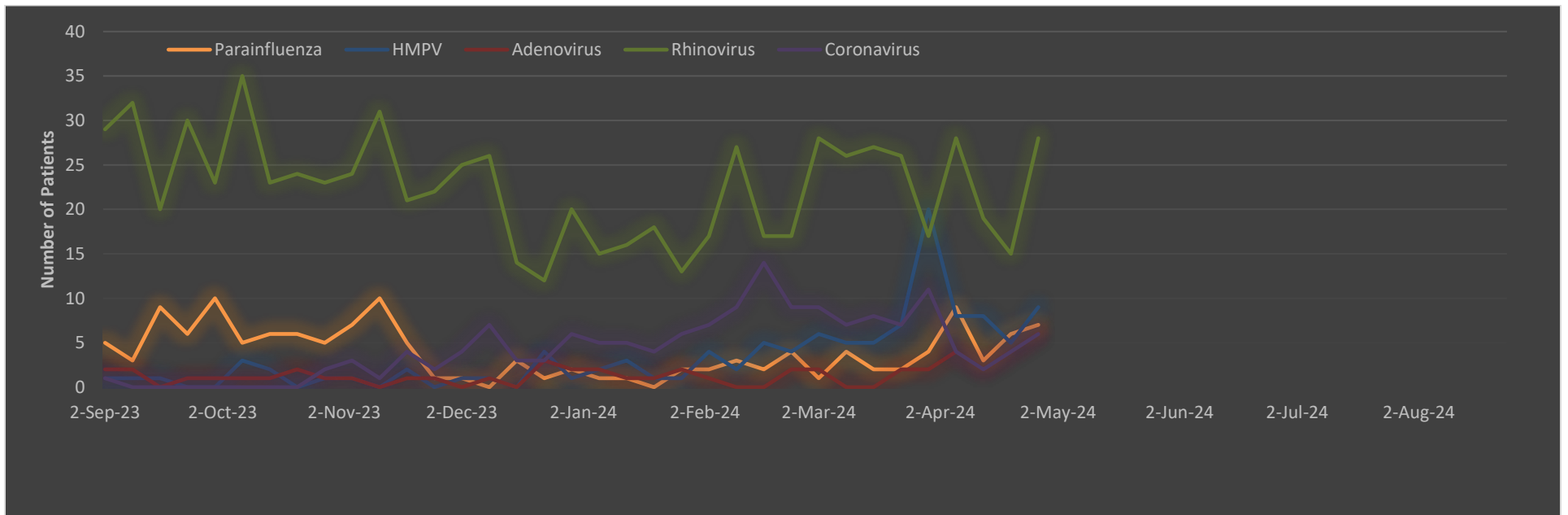
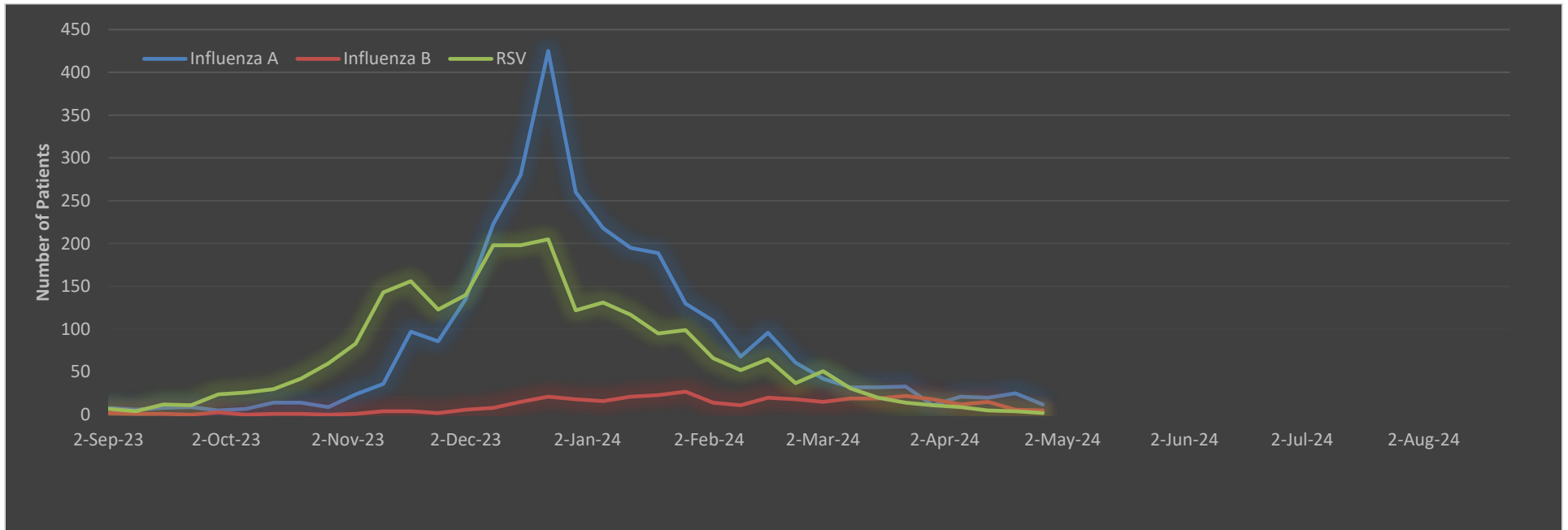
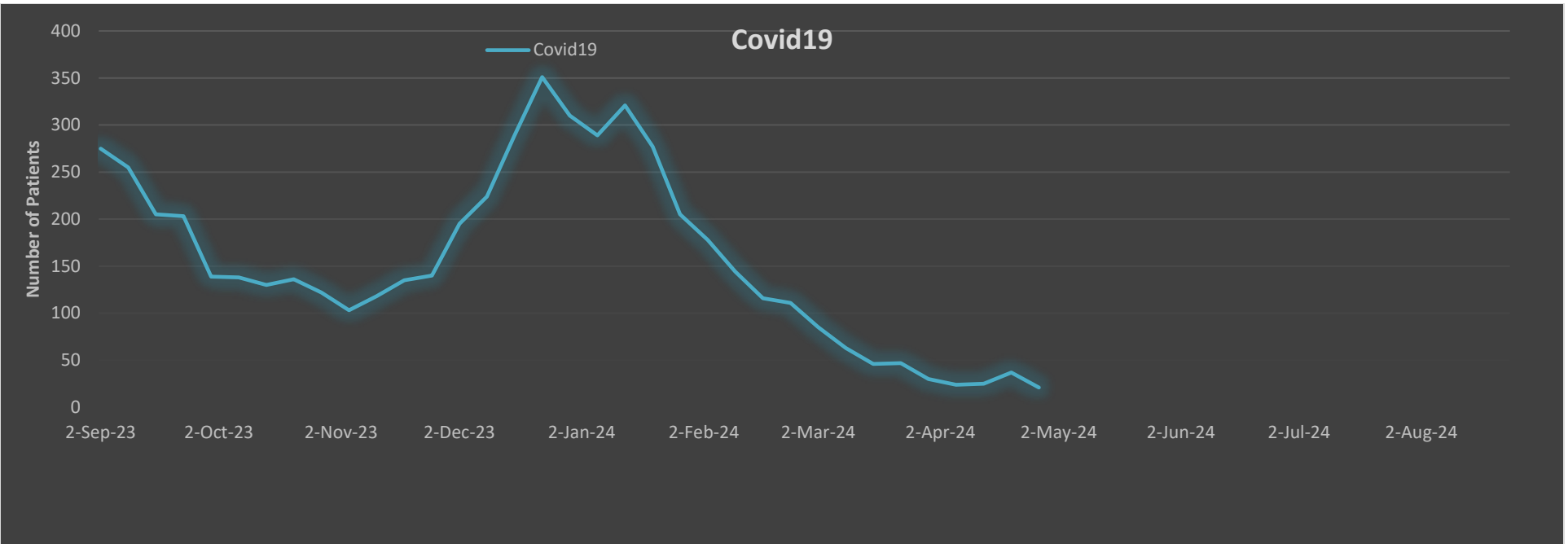


# 2023-2024 Respiratory Virus





Report Week Ending Saturday	Influenza Virus		RSV	Parainfluenza	HMPV	Adenovirus	Rhinovirus	Coronavirus (Not Covid- 19)	Covid-19
	Flu A	Flu B							
2-Sep-23	8	2	7	5	1	2	29	1	275
9-Sep-23	6	1	4	3	1	2	32	0	255
16-Sep-23	8	1	12	9	1	0	20	0	205
23-Sep-23	9	0	11	6	0	1	30	0	203
30-Sep-23	5	3	24	10	0	1	23	0	139
7-Oct-23	7	0	26	5	3	1	35	0	138
14-Oct-23	14	1	30	6	2	1	23	0	130
21-Oct-23	14	1	42	6	0	2	24	0	136
28-Oct-23	9	0	60	5	1	1	23	2	122
4-Nov-23	24	1	83	7	1	1	24	3	103
11-Nov-23	36	4	143	10	0	0	31	1	118
18-Nov-23	97	4	156	5	2	1	21	4	135
25-Nov-23	86	2	123	1	0	1	22	2	140

2-Dec-23	135	6	140	1	1	0	25	4	195
9-Dec-23	223	8	198	0	1	1	26	7	224
16-Dec-23	280	15	198	3	0	0	14	3	289
23-Dec-23	425	21	205	1	4	3	12	3	351
30-Dec-23	260	18	122	2	1	2	20	6	310
6-Jan-24	218	16	131	1	2	2	15	5	289
13-Jan-24	195	21	117	1	3	1	16	5	321
20-Jan-24	189	23	95	0	1	1	18	4	277
27-Jan-24	130	27	99	2	1	2	13	6	205
3-Feb-24	110	14	66	2	4	1	17	7	178
10-Feb-24	68	11	52	0	2	0	27	9	144
2-Mar-24	42	15	51	1	6	2	28	9	85
9-Mar-24	32	19	31	4	5	0	26	7	63
16-Mar-24	32	19	20	2	5	0	27	8	46
23-Mar-24	33	22	14	2	7	2	26	7	47
30-Mar-24	11	18	11	4	20	2	17	11	30
6-Apr-24	21	12	9	9	8	4	28	4	24
13-Apr-24	20	15	5	3	8	2	19	2	25
20-Apr-24	25	6	4	6	5	4	15	4	37
27-Apr-24	12	5	2	7	9	6	28	6	21