

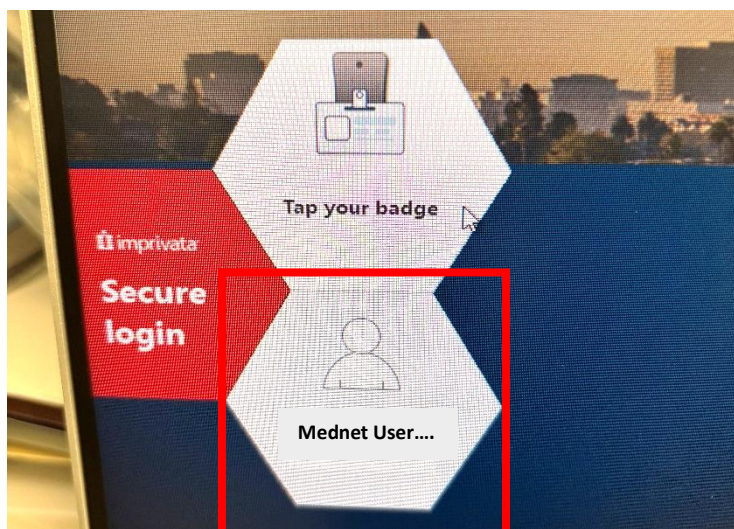
CareConnect Login Tip Sheet

UCLA Health Non-Employees during Student Rotation

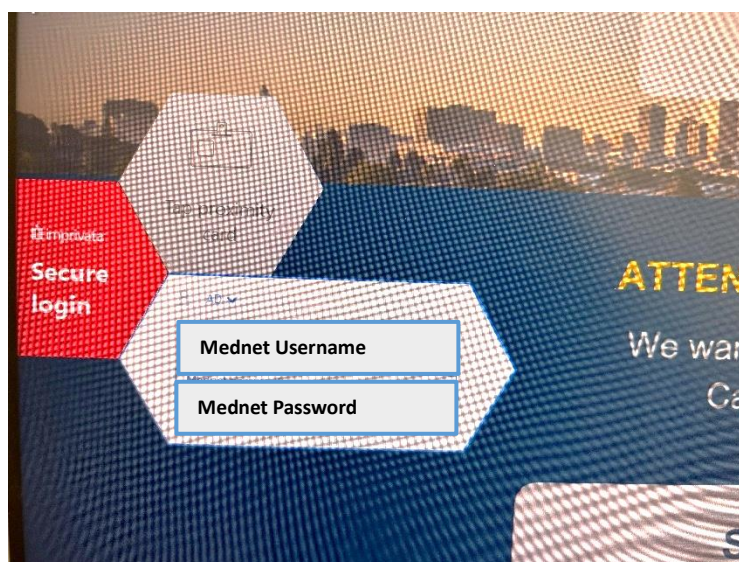
Introduction

In this scenario, learners will login to the UCLA Health workstation and CareConnect with appropriate credentials.


1. From the welcome page on a UCLA Health workstation or WOW (workstation on wheels), you will click on the Person Icon that says **"Mednet Username"**



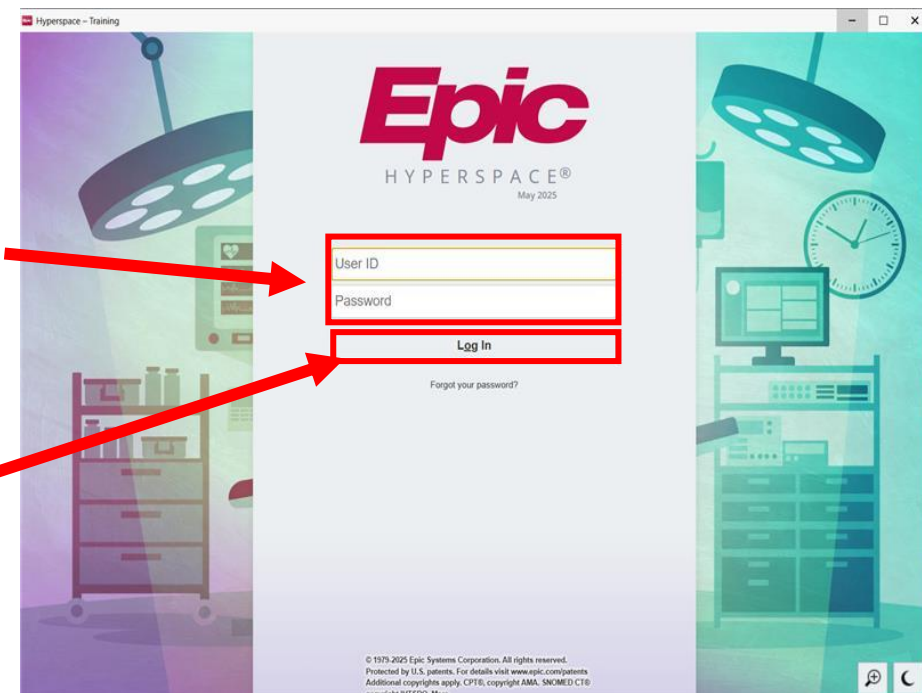
2. Enter your **UCLA Health Student AD Username and Password** on this screen



3. **Launch the CareConnect** application from the desktop screen.



4. Enter your **Student AD Username and Password** to login to CareConnect.
5. Click **“Log In”** or press the “Enter” key on the keyboard.



6. If you encounter **technical issues** and cannot log in, please **contact IT support**.

UCLA Health
Information Technology

Email Customer Care

Please send an email to customer care@mednet.ucla.edu and explain your issue in detail. Remember to include a current contact number in case we need clarification.

Call Customer Care

Please contact Customer Care at [310-267-CARE](tel:310-267-CARE) (2273). Specialists are available 24/7 to provide support.