

## CareConnect Login Tip Sheet

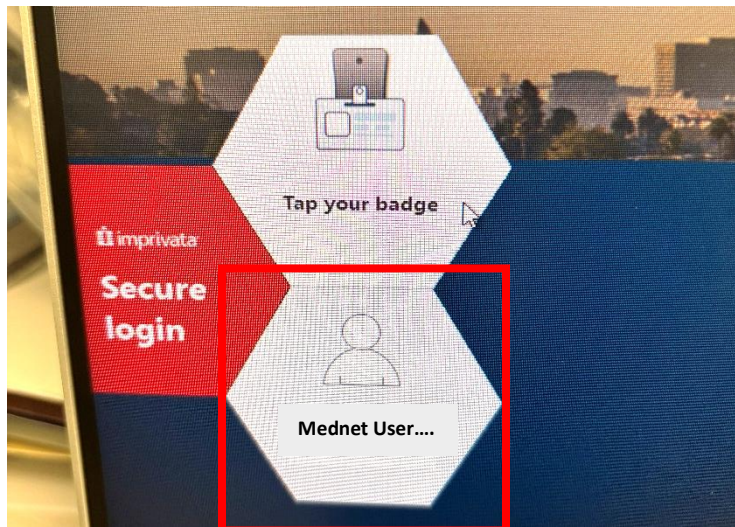
### UCLA Health Employees during Student Rotation

#### Introduction

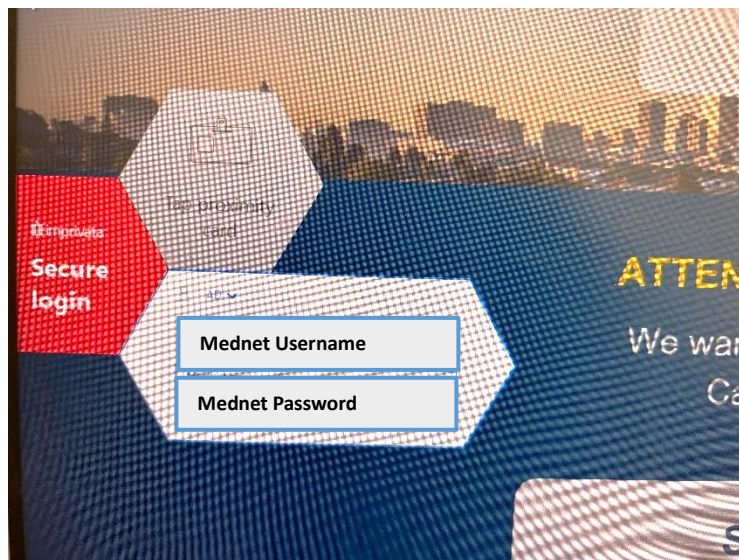
In this scenario, learners will login to the UCLA Health workstation and CareConnect with appropriate credentials.

1. From the welcome page on a UCLA Health workstation or WOW (workstation on wheels), you will click on the Person Icon that says **"Mednet Username"**


**Note:** **Do NOT Tap** your UCLA Health badge



2. Enter your **UCLA Health Employee AD Username and Password** on this screen

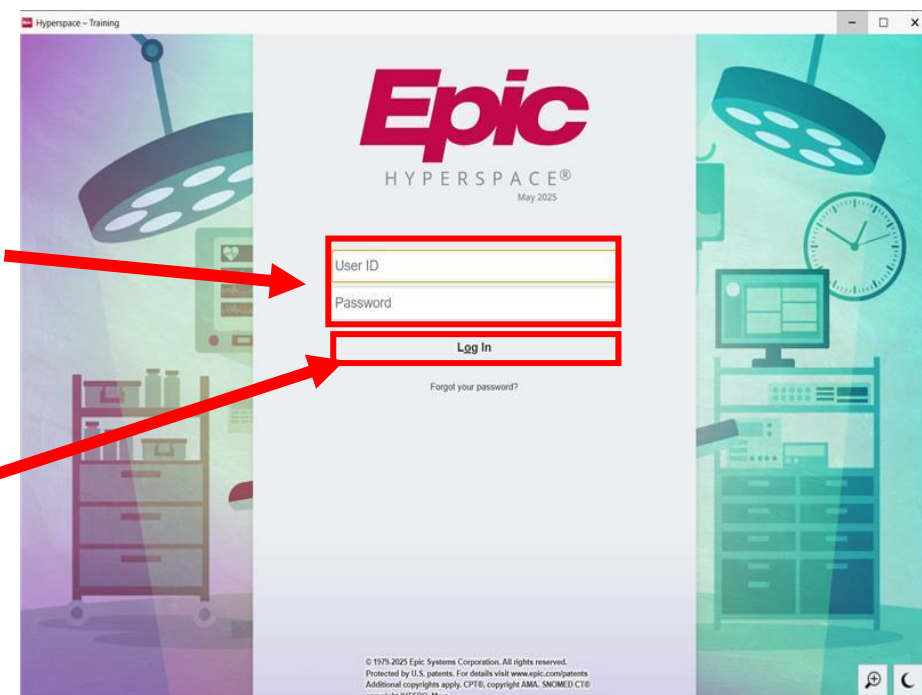


3. **Launch the CareConnect** application from the desktop screen.



4. Enter your **Student Mednet and Password** to login to CareConnect.

5. Click **“Log In”** or press the “Enter” key on the keyboard.



6. If you encounter **technical issues** and cannot log in, please **contact IT support**.

**UCLA Health**  
Information Technology

#### **Email Customer Care**

Please send an email to [customer care@mednet.ucla.edu](mailto:customer care@mednet.ucla.edu) and explain your issue in detail. Remember to include a current contact number in case we need clarification.

#### **Call Customer Care**

Please contact Customer Care at [310-267-CARE](tel:310-267-CARE) (2273). Specialists are available 24/7 to provide support.