




Ergonomic Preferred Product Catalog – Lighting

Lamps	Description	Image	Applications
Workrite - Astra 3 Double Arm Model #: AST3-DA-WOB-S	<ul style="list-style-type: none"> • 34.9" Reach from base/mount • Bright white light output: 3100K 93 CRI • Included occupancy sensor • Continuous dimming from 100% – 5% • Touch button on/off & dimming controls • UL Certified, Energy Star Compliant Luminaires V1.2 • 50,000+ hour life LED's (L70 rating) 		<ul style="list-style-type: none"> • Well balanced arm. • Easy to move • (+ or -)Shied to blub does not pivot so light shines directly at surface
Details Dash LED Task Light Model # LDASHF	<ul style="list-style-type: none"> • LED light • Convection airflow for heat dissipation • 360 degree lower arm and head rotation • Three user adjustable tension control knobs • Up to 22" in height <p>Contact vendor for other options</p>		<ul style="list-style-type: none"> • Well balanced • Easy to move • Head swivels 360 degrees • Good light producer
Herman Miller Tone Light Model #: Y6480.FRMS (Silver)	<ul style="list-style-type: none"> • LED light • Shuts off automatically after nine hours of use to save energy. • The entire lamp swivels at the base, while articulating joints—at the base, head, and midsection 		<ul style="list-style-type: none"> • Tone adjusts and dims to put the perfect amount of light right where you want. • Draws just over six watts and shuts off automatically after nine hours of use to save energy. • Capitalizes on the latest advances in LED technology to produce alluring illumination that makes everyone look their best. • The entire lamp swivels at the base, while articulating joints—at the base, head, and midsection—give you precise control over what is illuminated